

# zipco<sup>®</sup>



CREATING VALUE THROUGH OUR PRODUCTS

NOVEMBER 2021

[www.zipco.in](http://www.zipco.in)





Zipco offers a wide range of furniture hardware solutions. Our central focus is to offer quality products at value-for-money prices to satisfy a variety of customer needs.

Our product range spans a wide range of Drawer Slides, Hinges, Furniture Locks, Castors, Shoe Rack Fittings, Bird Spikes, Friction Stay & Door Hinges, Construction Fasteners, SS Kitchen Baskets and other Kitchen Accessories.



## Index

Ball Bearing Slides-35mm (HT), 30KG - - - - -	2-3	Right Angle Basket - Thali- - - - -	22
Ball Bearing Slides for Steel Furniture-35mm (HT), 30KG -	3-4	Right Angle Half Bottle Rack - - - - -	23
Ball Bearing Slides-35Kg - - - - -	5-6	Right Angle Basket - Cutlery - - - - -	23
Ball Bearing Slides - Stainless Steel (35KG) - - - - -	7	Right Angle Kitchen Utensil Basket - - - - -	24
Slip on Hinge - EURO with 4 Hole Mounting Plate - - - - -	8	Dinner Set Basket - - - - -	24
Euro Slow Motion Hinge with 4 Hole Mounting Plate - - - - -	8	Kitchen Grain Drawer - - - - -	24
Square Lock - 22 / 32mm- - - - -	9	Kitchen Glass Rack, Plate Rack and Drip Tray - - - - -	25
Front Multi Drawer Lock - 600mm - - - - -	9	Slim Pullout SS Soft Close- - - - -	26
Cam Lock - Threaded 25mm- - - - -	9	Side Pullout - - - - -	27
Appliance Castors- - - - -	10	Kitchen Carrousel Unit-Wire- - - - -	28
Swivel Castors - - - - -	10-11	Kitchen 'D' Tray - - - - -	28
Twin Wheel Castors- - - - -	12	Kitchen Counter Utility Trolley Basket (2 Tier) - - - - -	29
Bird Spike- - - - -	13-14	Kitchen Utility Trolley Basket (3 Tier) - - - - -	29
Shoe Rack Fittings - - - - -	14	Basket Clip - - - - -	30
Friction Stay SS - - - - -	15-16	Kitchen Wall Hanging Accessories - - - - -	30
SS Door Hinges with Ball Bearing- - - - -	17	Wine Glass Holder (Single/ Double) - - - - -	31
Concealed Door Hinges - - - - -	17	Cup Hanger - - - - -	31
Clip Fixing - - - - -	18	Ladle Caddie & Kitchen Hanger- - - - -	32
Valley Fixing - - - - -	18-19	Kitchen Caddie - - - - -	32
Crest Fixing - - - - -	19-20	Detergent Holder - - - - -	33
Dry Wall (Gypsum) Screws - - - - -	20	Shutter Bin Basket / Holder / Cylinder Trolley - - - - -	33
Right Angle Basket - Plain- - - - -	21	Cylinder Trolley - - - - -	33
Right Angle Basket - Cup & Saucer- - - - -	21	Packing Chart- - - - -	34-40
Right Angle Basket - Plate - - - - -	22	National Distributor Network - - - - -	41-44

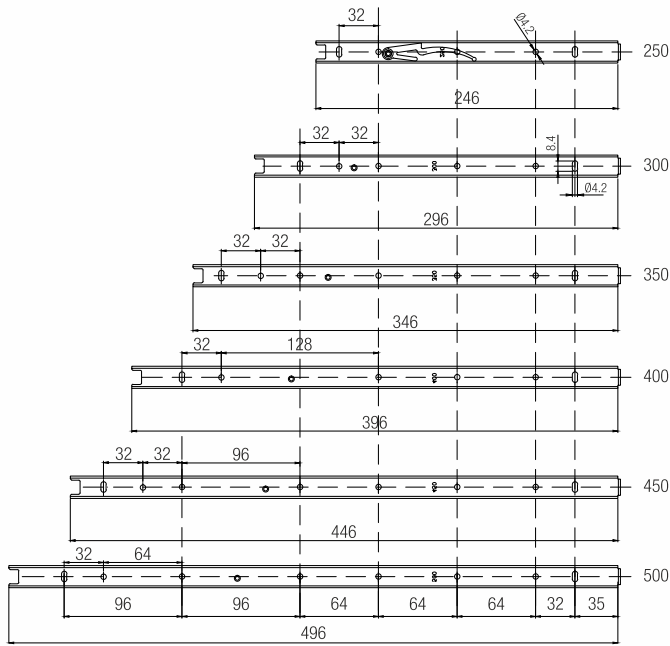
## Ball Bearing Slides - 35mm (HT), 30KG



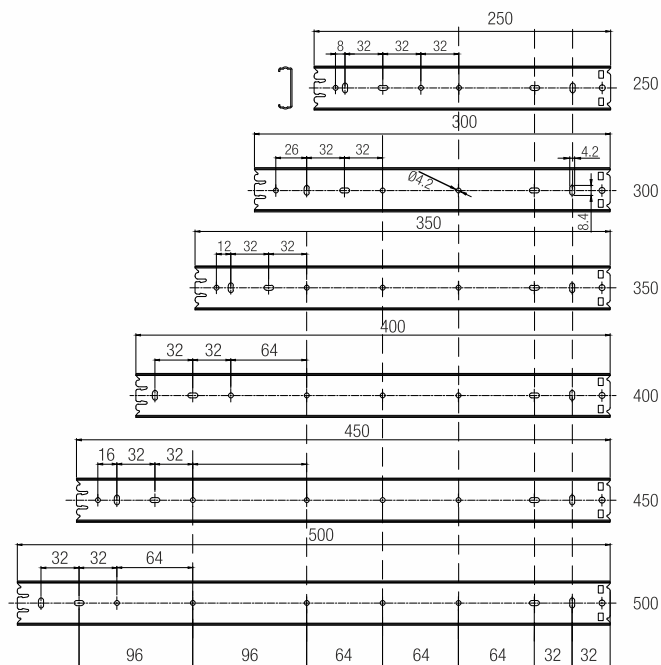
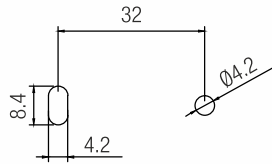
- Precision ball bearing.
- Full extension of drawer.
- Direct fitting from front.
- Removable drawer with Latch.
- System 32 Installation.
- Load capacity : 30 Kgs.

### Specifications

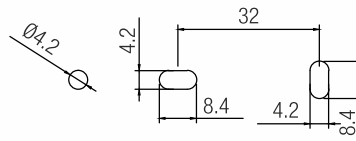
Code Nos.	Length mm	Extension mm	Gap/Side mm	Max Load kgs.	Finish
2/2 STDSM 25	250	254	12.7 to 13.0	30	ZW/ZB
2/2 STDSM 30	300	304			
2/2 STDSM 35	350	354			
2/2 STDSM 40	400	404			
2/2 STDSM 45	450	454			
2/2 STDSM 50	500	504			



Drilling Diagram For Drawer



Drilling Diagram For Cabinet





## Ball Bearing Slides - 35mm (HT), 30KG

### Fitting Instructions

1. To install mini telescopic slide 12.7 to 13.0mm side gap per side is required between cabinet and drawer. (Refer Fig. 1)
2. Depress latch and remove the inner slide. (Refer Fig. 2)
3. Fit outer (fixed) slide onto the inside of the cabinet, access to holes can be got through slots in intermediate slide.
4. Slides should be fitted parallel and screws tightened fully to avoid gaps.
5. Fit inner slide onto the outside of the drawer.
6. Now slide the drawer with inner slide engaged on to the intermediate slides on the cabinet till the latch will automatically engage.

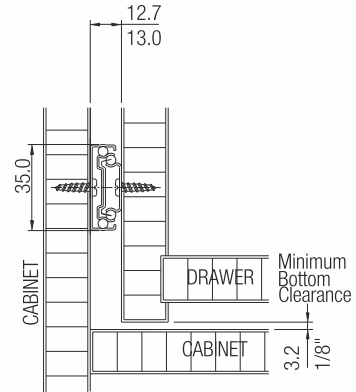
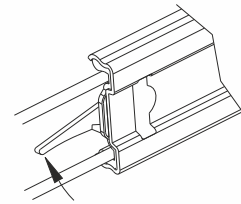


Fig. 1

### Caution

For efficiency and durability:

1. Strictly maintain 12.7 to 13.0mm side gap.
2. Fit slides parallel and at equal heights.
3. Do not apply paint or polish.
4. Do not let saw dust enter into the slides.



Depress Latch to Remove Inner Slide

Fig. 2

## Ball Bearing Slides for Steel Furniture - 35mm (HT), 30KG

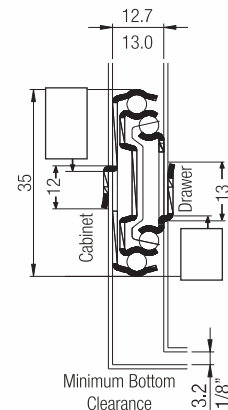


### Specifications

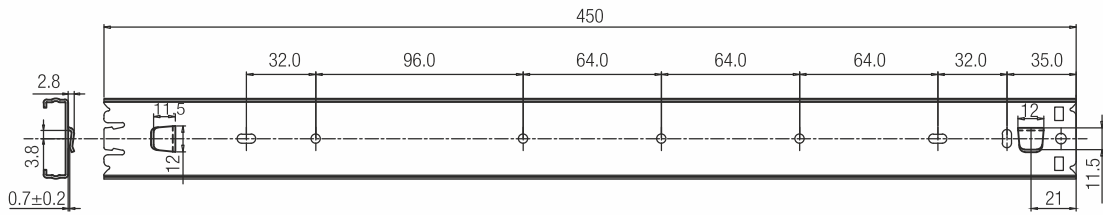
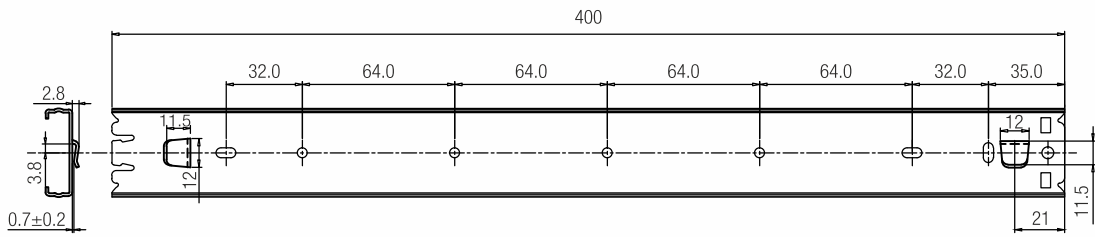
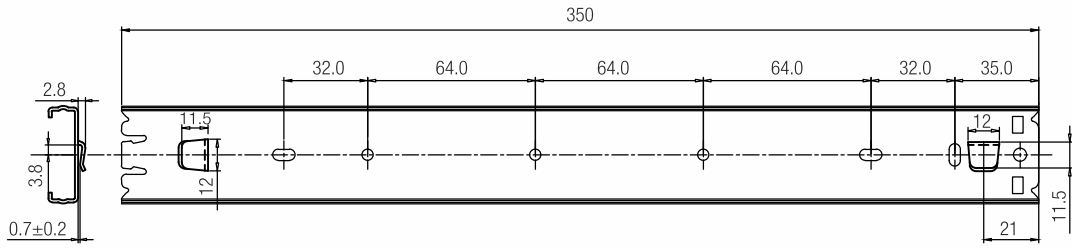
Code Nos.	Length mm	Extension mm	Gap/Side mm	Max Load kgs.	Finish
2/4 SFDSM 35	350	354	12.7 to 13.0	30	ZW
2/4 SFDSM 40	400	404			
2/4 SFDSM 45	450	454			

### Special Features

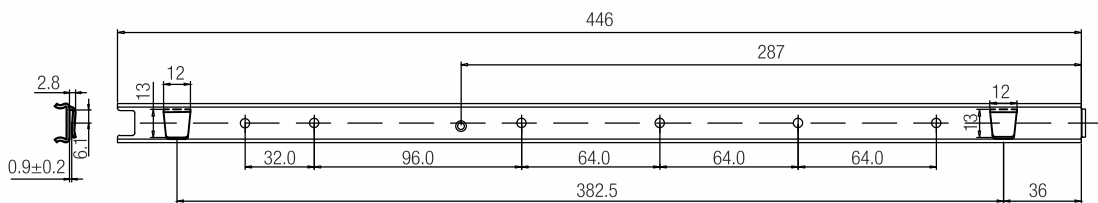
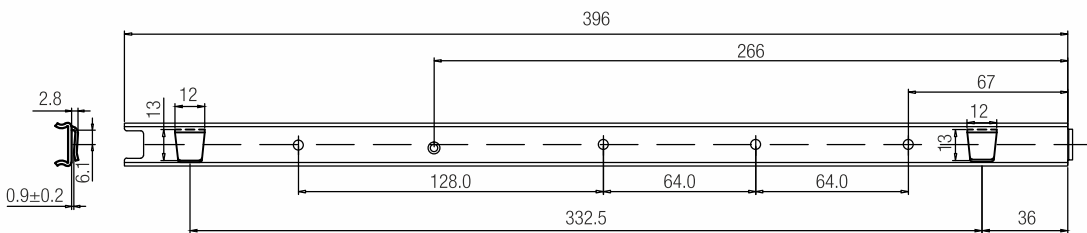
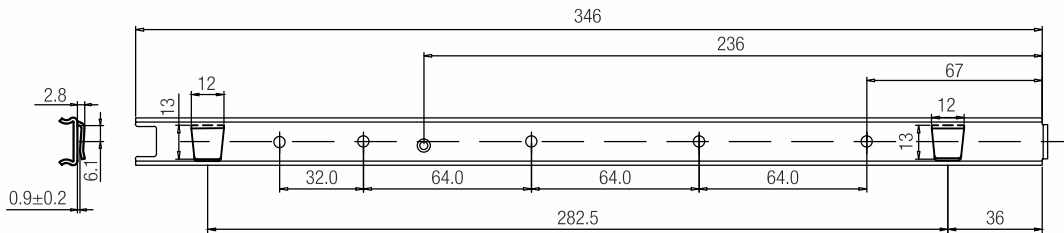
- Ideal for Steel furnitures
- Full extension of drawer
- Direct fitting from front
- Removable drawer with latch
- Available length: 350/400/450mm
- Total height: 35mm
- Load capacity: 30kgs



## Ball Bearing Slides for Steel Furniture - 35mm (HT), 30KG



Drilling Diagram For Cabinet



Drilling Diagram For Drawer

## Ball Bearing Slides - 35Kg

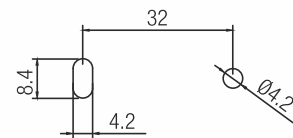
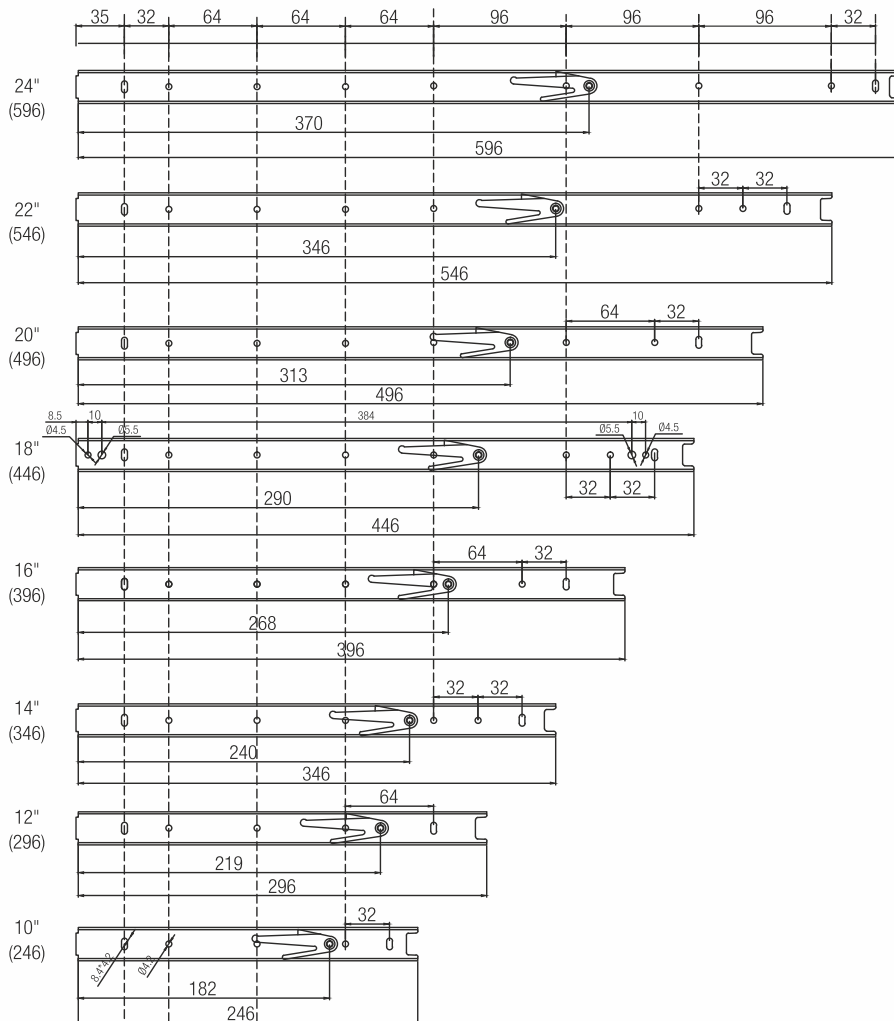


### Special Features

- Precision ball bearing.
- Full extension of drawer.
- Load capacity of 35kgs.
- Direct fitting from front.
- Removable drawer with latch.
- System 32 installation.


### Specifications

Code Nos.	Length mm	Extension mm	Gap/Side mm	Max Load kgs.	Finish
2/1/STDS 25	250	260	12.7 to 13.0	35	ZW, BL
2/1/STDS 30	300	310			
2/1/STDS 35	350	360			
2/1/STDS 40	400	410			
2/1/STDS 45	450	460			
2/1/STDS 50	500	510			
2/1/STDS 55	550	560			
2/1/STDS 60	600	610			



Drilling Diagram For Drawer

## Ball Bearing Slides - 35Kg



Drilling Diagram For Cabinet

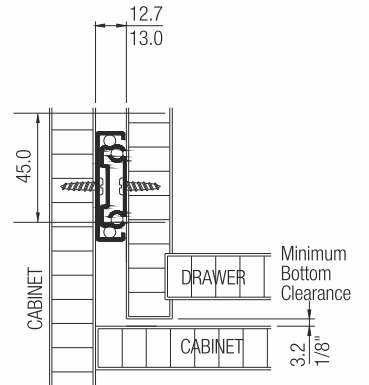


Fig. 1

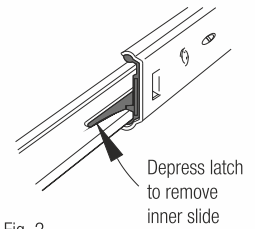
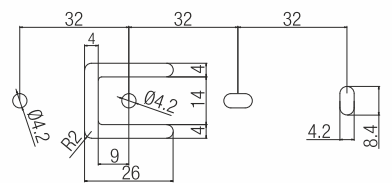
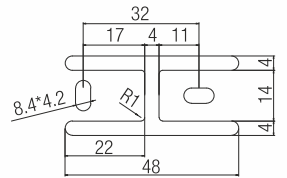


Fig. 2



### Fitting Instructions

1. To install ball bearing slide, 12.7 to 13.0 mm side gap per side is required between cabinet and drawer (Ref. Fig. 1)
2. Depress latch and remove the inner slide (Ref. Fig. 2)
3. Fit outer (fixed) slide on to the inside of the cabinet, access to holes can be got through slots in intermediate slide.
4. Slides should be fitted parallel and screws tightened fully to avoid gaps.
5. Fit inner slide onto the outside of the drawer.
6. Now slide the drawer with inner slide fitted on to the intermediate slides on the cabinet till the latch will automatically engage.

### Caution

For efficiency and durability:

1. Strictly maintain 12.7 to 13.0mm.
2. Fit slides parallel and at equal heights.
3. Do not apply paint or polish.
4. Do not let saw dust enter into the slides.

## Ball Bearing Slides - Stainless Steel (35KG)



### Special Features

- Manufactured out of Stainless Steel.
- Precision ball bearing.
- Full extension of drawer.
- Load capacity of 35kgs.
- Direct fitting from front.
- Removable drawer with latch.
- System 32 installation.

### Specifications

Code Nos.	Length mm	Extension mm	Gap/Side mm	Max Load kgs.	Finish
2/3 STDS 40-SS	400	404	12.7 to 13.0	35	SS
2/3 STDS 45-SS	450	454			
2/3 STDS 50-SS	500	504			

### Fitting Instructions

1. To install Ball Bearing Slides 12.7 to 13.0mm side gap per side is required between cabinet and drawer. (Refer Fig. 1)
2. Depress latch and remove the inner slide. (Refer Fig. 2)
3. Fit outer (fixed) slide onto the inside of the cabinet, access to holes can be got through slots in intermediate slide
4. Slides should be fitted parallel and screws tightened fully to avoid gaps.
5. Fit inner slide onto the outside of the drawer.
6. Now slide the drawer with inner slide fitted on to the intermediate slides on the cabinet till the latch will automatically engage.

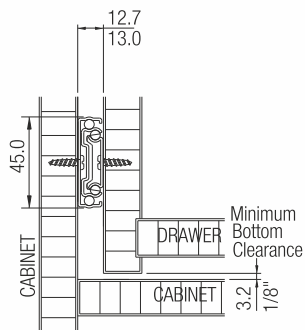
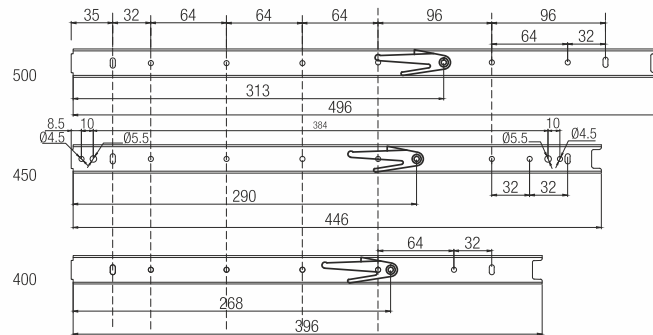


Fig. 1



Drilling Diagram For Drawer

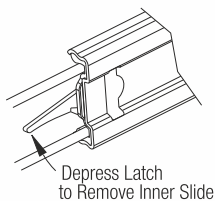
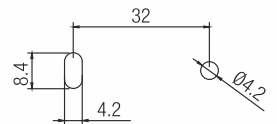
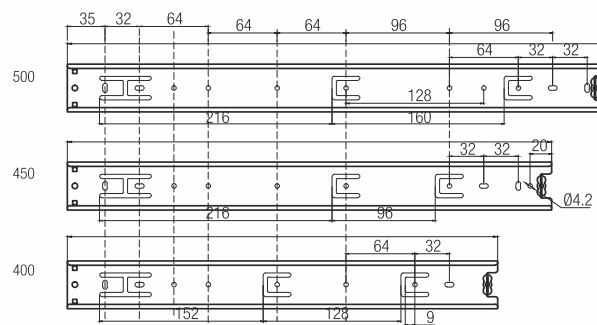
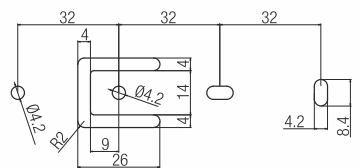
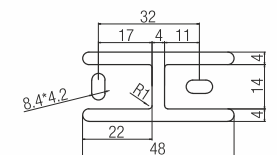


Fig. 2



Drilling Diagram For Cabinet

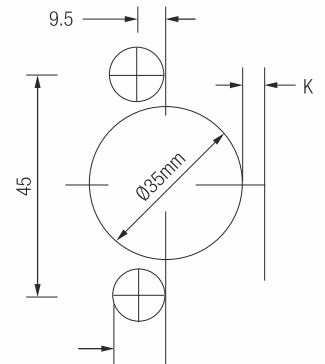


### Caution

For efficiency and durability:

1. Strictly maintain 12.7 to 13.0mm side gap.
2. Fit slides parallel and at equal heights.
3. Do not apply paint or polish.
4. Do not let saw dust enter into the slides.

## Slip on Hinge - EURO with 4 Hole Mounting Plate

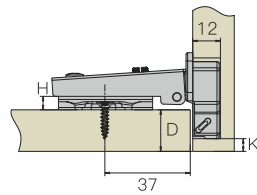


### Special Features

- Max. Opening: 95°
- Shutter cavity: Ø35mm, 11.4mm deep
- Shutter Thickness: 14-22mm
- Finish: Nickel Plated

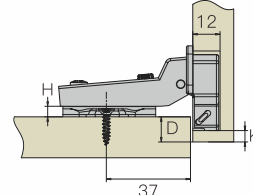
### Specifications

Code No.	Size	Finish
ZE-HS1-M1	Ø35mm	NP
ZE-HS2-M1		
ZE-HS3-M1		



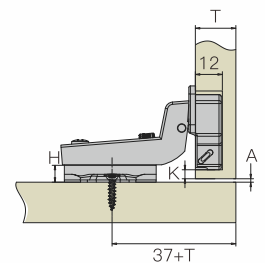
$$H=15+K-D$$

D	K	3	4	5	6	7	
H		0	18	19	20	21	22



$$H=6+K-D$$

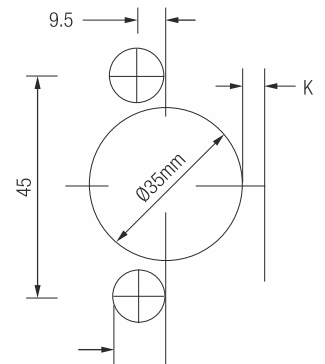
D	K	3	4	5	6	7	
H		2	9	10	11	12	13



$$H=A+K-1$$

D	K	3	4	5	6	7	
H		4	0	-1	-2	-3	-4

## Euro Slow Motion Hinge with 4 Hole Mounting Plate

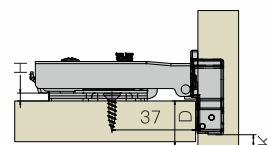


### Special Features

- Max. opening : 105°
- Shutter cavity: Ø35mm, 11.4mm deep
- Shutter Thickness: 14-22mm
- Finish: Nickel Plated

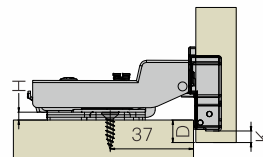
### Specifications

Code No.	Size	Finish
ZE-HSM1-M1	Ø35mm	NP
ZE-HSM2-M1		
ZE-HSM3-M1		



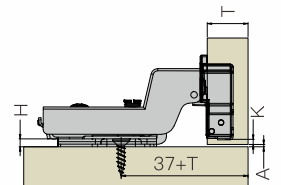
$$H=15+K-D$$

D	K	3	4	5	6	7	
H		0	18	19	20	21	22



$$H=5+K-D$$

D	K	3	4	5	6	7	
H		2	6	7	8	9	10



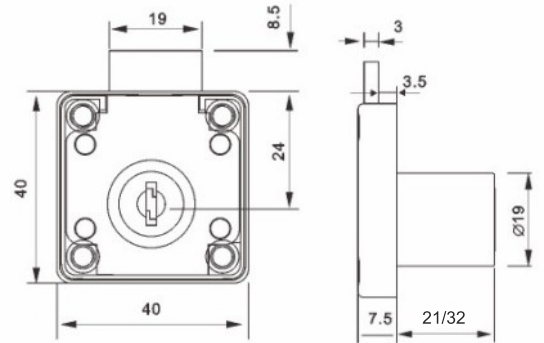
$$H=A+K-3$$

D	K	3	4	5	6	7	
H		4	4	3	2	1	0

H = Height of mounting plate.  
 K = Distance from edge of door to the edge of the cup.  
 D = Required cover distance on side panel.

A = Gap between door and side panel.  
 L = Distance from inside edge of door to the outside edge of side panel.  
 T = Door thickness.

## Square Lock - 22/32mm



### Special Features

- Available in two cylinder housing length : 22mm & 32mm
- Click action mechanism
- Key removable in locked and unlocked position
- Available with metal keys

### Specifications

Size	Code No.	Finish
Square Lock 22mm	Z-SQL1-22	NP
Square Lock 32mm	Z-SQL1-32	

## Front Multi Drawer Lock - 600mm

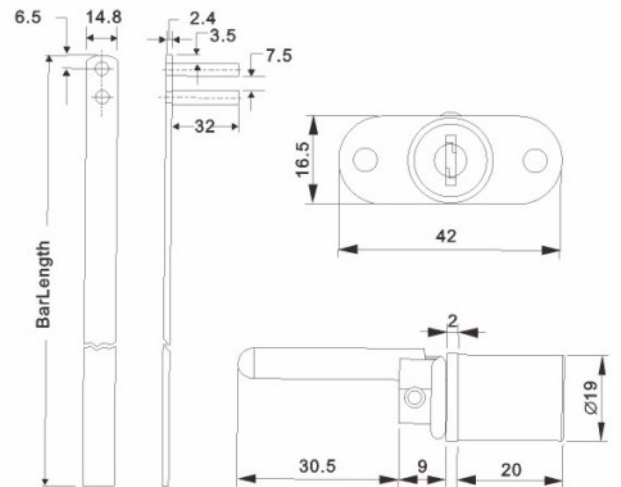


### Special Features

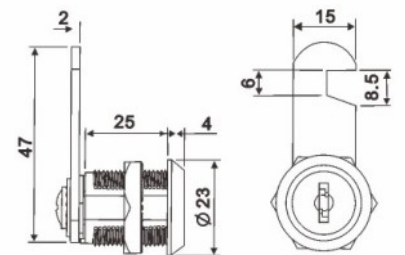
- Front locking system with adjustable locking pins
- 180° rotary lifting pin movement
- Click action mechanism
- Key removable in locked and unlocked position
- It can lock up to three drawers
- Can be used for Bottom Mounting, Full Panel & Telescopic Drawer Slides with 'ebco; MDL brackets
- Available with metal keys

### Specifications

Size	Code No.	Finish
Front Multi Drawer Lock - 600mm	Z-FMDL60	NP



## Cam Lock - Threaded 25mm



### Special Features

- 90° rotary cam movement
- Click action mechanism
- Available in threaded mounting model with metal keys
- Key removable in locked and unlocked position

### Specifications

Size	Code No.	Finish
Cam Lock - Threaded 25mm	Z-MCL2-25	NP

## Appliance Castors



Swivel Castor



Fixed Wheel

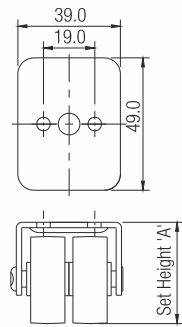


### Special Features

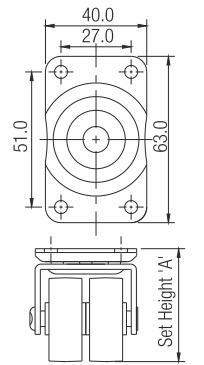
- Appliance castors are ideal for heavy appliances like fridge, washing machine and cooking range.
- Available in fixed and mounted swivel.
- Also with nylon or phenolic (fibre) wheels.

### Specifications

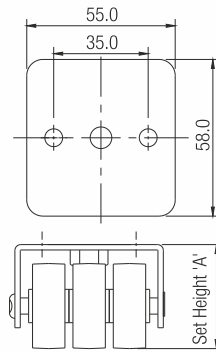
Model	Code Nos.	Wheel Dia. mm	Set Height 'A' mm	Plate Size mm	Centre Distance of Holes	Set Hole Dia. mm	Load/ Wheel Kgs.	Material	Finish
Fixed 4-wheel	1/4/FN4C	32	38	39 x 49	19	6.5	50	Nylon	Powder Coated
	1/4/FF4C						67	PU	
Fixed 6-wheel	1/4/FN6C	32	38	55 x 58	35	6.5	75	Nylon	
	1/4/FF6C						100	PU	
Swivel 4-wheel	1/4/SN4C	32	44	40 x 63	27 x 51	5	50	Nylon	
	1/4/SF4C						67	PU	
Swivel 6-wheel	1/4/SN6C	32	47	58 x 98	40 x 80	7	75	Nylon	
	1/4/SF6C						100	PU	



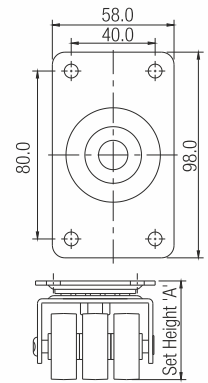
Fix Mounted with 4 wheel



Swivel Mounted with 4 wheel



Fix Mounted with 6 wheel



Swivel Mounted with 6 wheel

## Swivel Castors



### Special Features


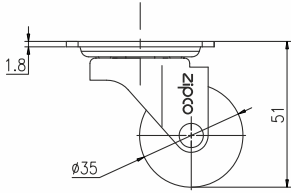
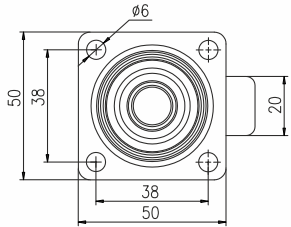

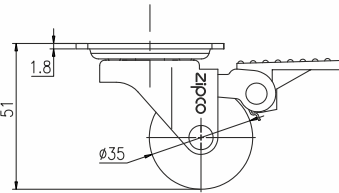
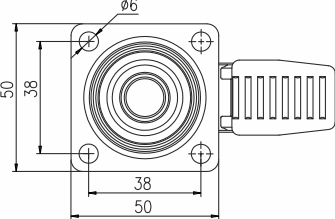

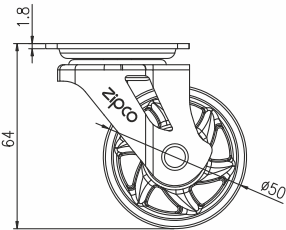
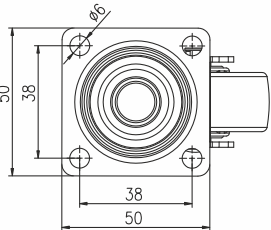

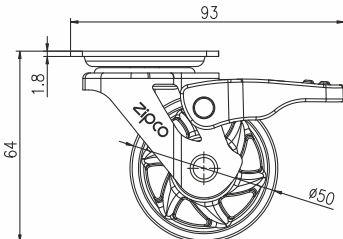
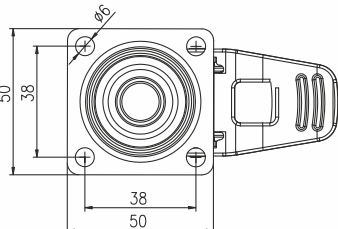

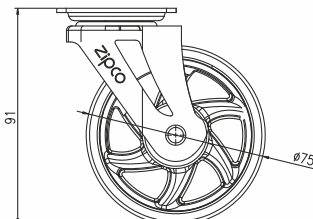
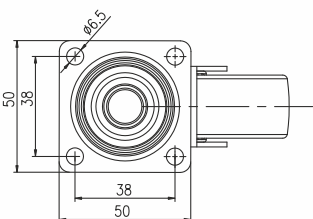

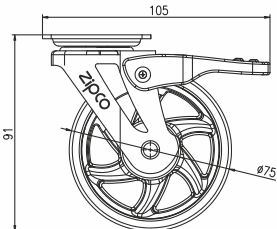
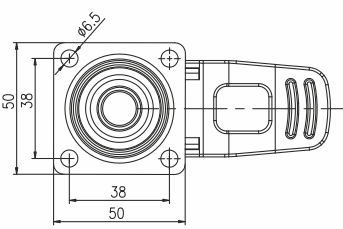
- Designed for higher loads to suit various applications.
- Plate type mount with brake and without brake.
- Ruggedly constructed with double ball bearing to take load.
- Material: Polycarbonate.

### Specifications

Model	Code Nos.	Wheel Dia. mm	Load/ Wheel Kgs.	Material	Finish
Swivel Castor Ø35mm with brake	1/5/P35 PB	Ø35	25	Polycarbonate	Fumed
Swivel Castor Ø35mm without brake	1/5/P35 P	Ø35	25		
Swivel Castor Ø50mm with brake	1/5/P50 PB	Ø50	35		
Swivel Castor Ø50mm without brake	1/5/P50 P	Ø50	35		
Swivel Castor Ø75mm with brake	1/5/P75 PB	Ø75	45		
Swivel Castor Ø75mm without brake	1/5/P75 P	Ø75	45		



## Swivel Castors

<p>1/5/P35 P</p> 	 <p>Technical drawing showing side view of the 1/5/P35 P swivel castor. Dimensions include a mounting plate thickness of 1.8, a wheel diameter of <math>\phi 35</math>, and a total height of 51.</p>	 <p>Technical drawing showing top view of the 1/5/P35 P swivel castor. Dimensions include a mounting plate width of 50, a distance of 38 between mounting holes, a hole diameter of <math>\phi 6</math>, and a castor height of 20.</p>
<p>1/5/P35 PB</p> 	 <p>Technical drawing showing side view of the 1/5/P35 PB swivel castor. Dimensions include a mounting plate thickness of 1.8, a wheel diameter of <math>\phi 35</math>, and a total height of 51.</p>	 <p>Technical drawing showing top view of the 1/5/P35 PB swivel castor. Dimensions include a mounting plate width of 50, a distance of 38 between mounting holes, a hole diameter of <math>\phi 6</math>, and a castor height of 20.</p>
<p>1/5/P50 P</p> 	 <p>Technical drawing showing side view of the 1/5/P50 P swivel castor. Dimensions include a mounting plate thickness of 1.8, a wheel diameter of <math>\phi 50</math>, and a total height of 64.</p>	 <p>Technical drawing showing top view of the 1/5/P50 P swivel castor. Dimensions include a mounting plate width of 50, a distance of 38 between mounting holes, a hole diameter of <math>\phi 6</math>, and a castor height of 20.</p>
<p>1/5/P50 PB</p> 	 <p>Technical drawing showing side view of the 1/5/P50 PB swivel castor. Dimensions include a mounting plate thickness of 1.8, a wheel diameter of <math>\phi 50</math>, and a total height of 64.</p>	 <p>Technical drawing showing top view of the 1/5/P50 PB swivel castor. Dimensions include a mounting plate width of 50, a distance of 38 between mounting holes, a hole diameter of <math>\phi 6</math>, and a castor height of 20.</p>
<p>1/5/P75 P</p> 	 <p>Technical drawing showing side view of the 1/5/P75 P swivel castor. Dimensions include a mounting plate thickness of 1.8, a wheel diameter of <math>\phi 75</math>, and a total height of 91.</p>	 <p>Technical drawing showing top view of the 1/5/P75 P swivel castor. Dimensions include a mounting plate width of 50, a distance of 38 between mounting holes, a hole diameter of <math>\phi 6.5</math>, and a castor height of 20.</p>
<p>1/5/P75 PB</p> 	 <p>Technical drawing showing side view of the 1/5/P75 PB swivel castor. Dimensions include a mounting plate thickness of 1.8, a wheel diameter of <math>\phi 75</math>, and a total height of 91.</p>	 <p>Technical drawing showing top view of the 1/5/P75 PB swivel castor. Dimensions include a mounting plate width of 50, a distance of 38 between mounting holes, a hole diameter of <math>\phi 6.5</math>, and a castor height of 20.</p>

## Twin Wheel Castors



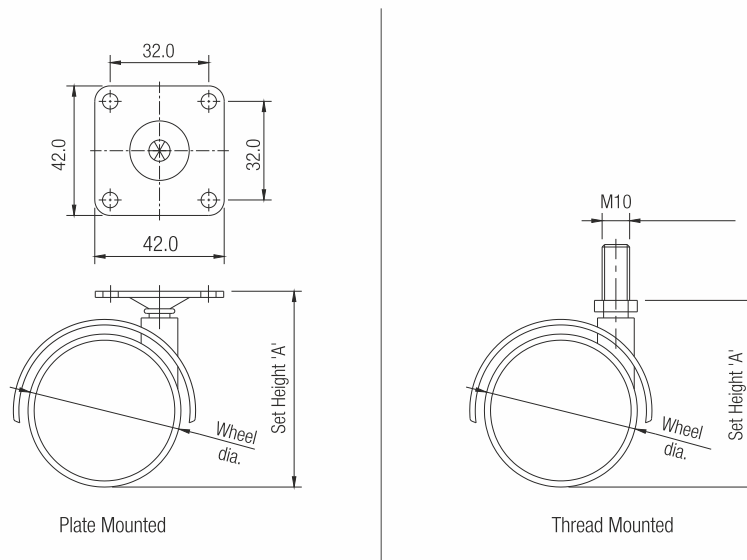
### Special Features

- Twin wheel castor are designed for smooth running and long life.
- Manufactured out of glass filled nylon.
- Available in 2 type mounts - Plate & Thread.

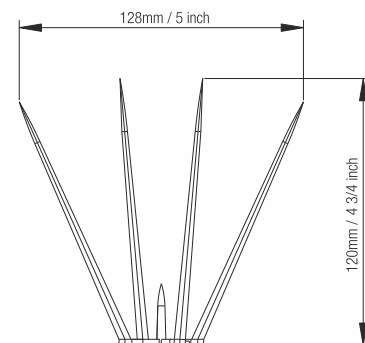



### Specifications

Model	Code Nos.	Wheel Dia. mm	Mounting	Set Height 'A' mm	Load/ Wheel Kgs.	Material	Finish
Twin Wheel (Plate / Thread)*	1/1/N40	40	Plate:42x42mm; Hole Dia: 5mm 'C' distance of holes: 32mm Thread: M10	57 52	20	Nylon	Black
	1/1/N40B	40	Plate:42x42mm; Hole Dia: 5mm 'C' distance of holes: 32mm Thread: M10	57 52			
Twin Wheel (Plate / Thread)*	1/1/N50	50	Plate:42x42mm; Hole Dia: 5mm 'C' distance of holes: 32mm Thread: M10	64 61	20		
	1/1/N50B	50	Plate:42x42mm; Hole Dia: 5mm 'C' distance of holes: 32mm Thread: M10	64 61			

\*Add 'P' or 'T' after the code for castor with Plate or Thread respectively.

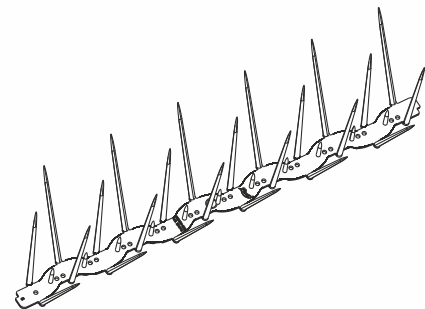


## Bird Spikes




### Special Features

- Humane method to stop birds, pest or vermin from landing and roosting on ledges, roofs of buildings.
- **Harmless** : Does not harm birds as they do not land and fly away.
- **Smaller spike** prevents rats and other vermin. Ideal for compound walls.
- **Flexible** : Can be applied on curved surfaces, circular pillars and it can be to length for exact fit.
- Being made of Polycarbonate -
  - a) **Weather Resistant**: It is suitable to withstand any kind of adverse climatic condition and temperature.
  - b) **Safe** : It is non - conductive and safe, can be easily attached to TV discs/antennas or cables running across the ledges / buildings.
  - c) **Cost Saving** : Easy to install, maintenance free and keeps the building clean and free from bird droppings.



### Specifications

Code No.	Size	Finish
6/4/BS 18	450 mm	Clear



### Installation Guidelines:

The **first step** is to measure the length and width of the area that you want protected. It is important that the entire surface be covered with the spike strips so that birds cannot land behind them and build their nests. In some situations, more than one row may be needed.

The **second step** is cleaning up the mess left behind by the birds like bird droppings, nesting materials etc. It is recommended that this area also be disinfected to remove parasites and germs due to presence of bird droppings. Use extreme care when cleaning as bird droppings are the cause of many infectious diseases. We recommend you use a dustmask, gloves and when working at heights of over two meters, it is recommended that a safety harness be used. Make sure the surface is dry after cleaning.

The **third step** is to determine how to attach the strip. Use wood screws to fix the spikes on to wooden surfaces. When attaching the spike strips to concrete, stone or any other hard surfaces, use an outdoor construction grade adhesive, like Silicon glue. Use a thick layer of adhesive if surface is uneven. When attaching to Pipes, we recommend plastic cable ties to secure the spike strips in place. This is also easy to remove if you need to do any maintenance and the spikes need to be removed.



## Shoe Rack Fittings

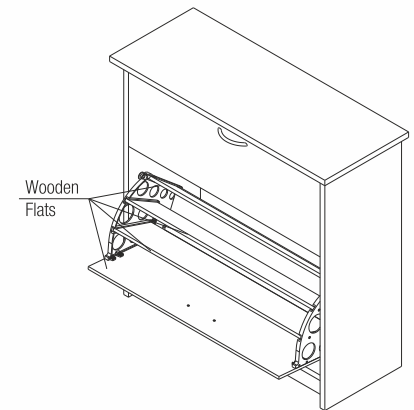


### Special Features

- Three partitions give ample storage.
- Manufactured out of high impact plastic for long life.

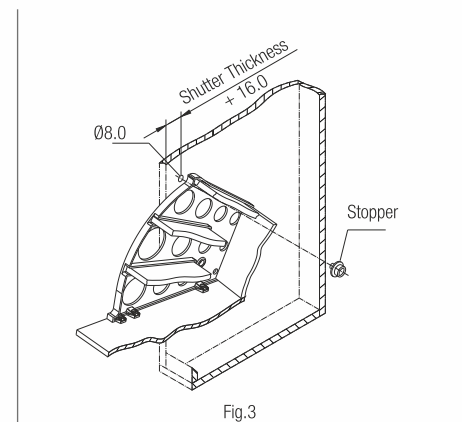
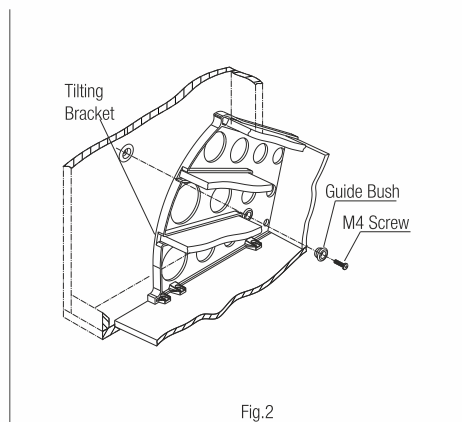
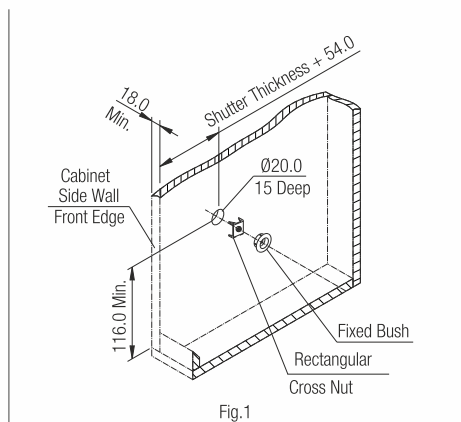
### Specifications

Code Nos.	Finish
6/3/SRF/BL	Black



### Fitting Instructions

1. Drill  $\text{Ø}20.0$  mm hole of 15.0mm deep on side walls of the cabinet. Fix the Rectangular Cross nut into the hole with its teeth and push the Fixed Bush into the hole. (Ref. Fig. 1)
2. Join left and right Tilting Brackets with wooden flats. Use Guide Bush through the Tilting Brackets to screw on to the Fixed Bush on either side with M4 screws provided. (Ref. Fig. 2)
3. Fix Stopper as shown in (Ref. Fig. 3)



## Friction Stay SS

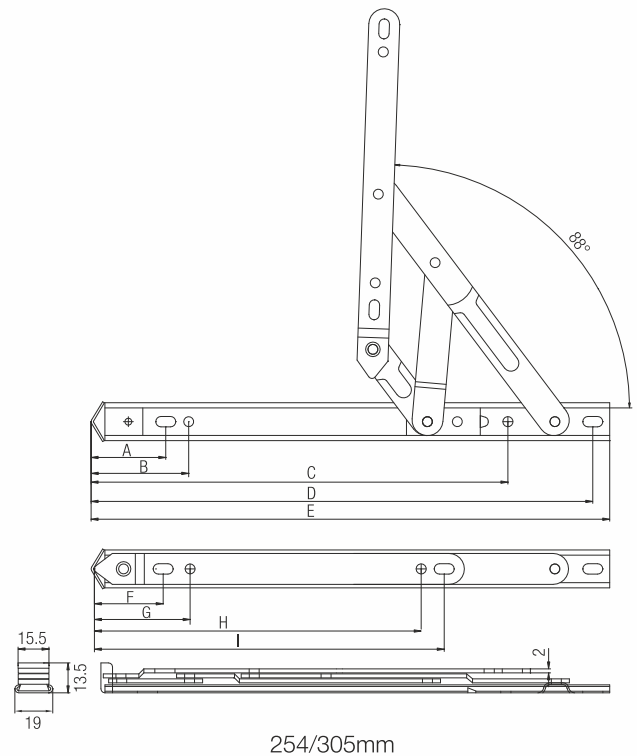
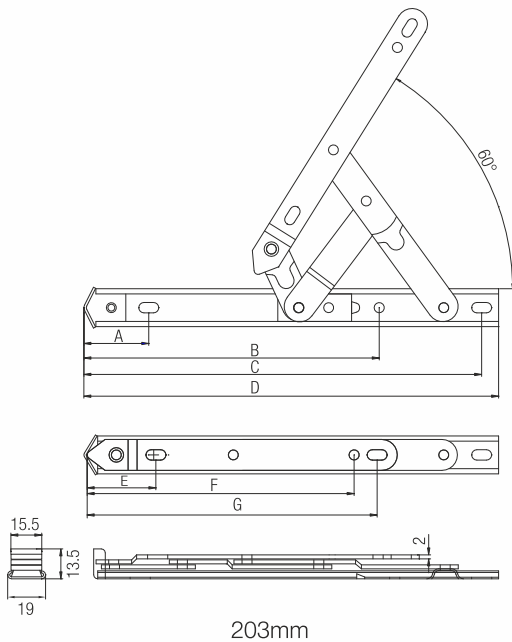


### Special Features

- Made of 201 Stainless steel
- Applicable in wood, aluminum or PVC windows.
- Stack height: 13mm
- Max. opening: 60° for 203mm & 88° for 254/305/356/406mm
- Self-cleaning design.

### Specifications

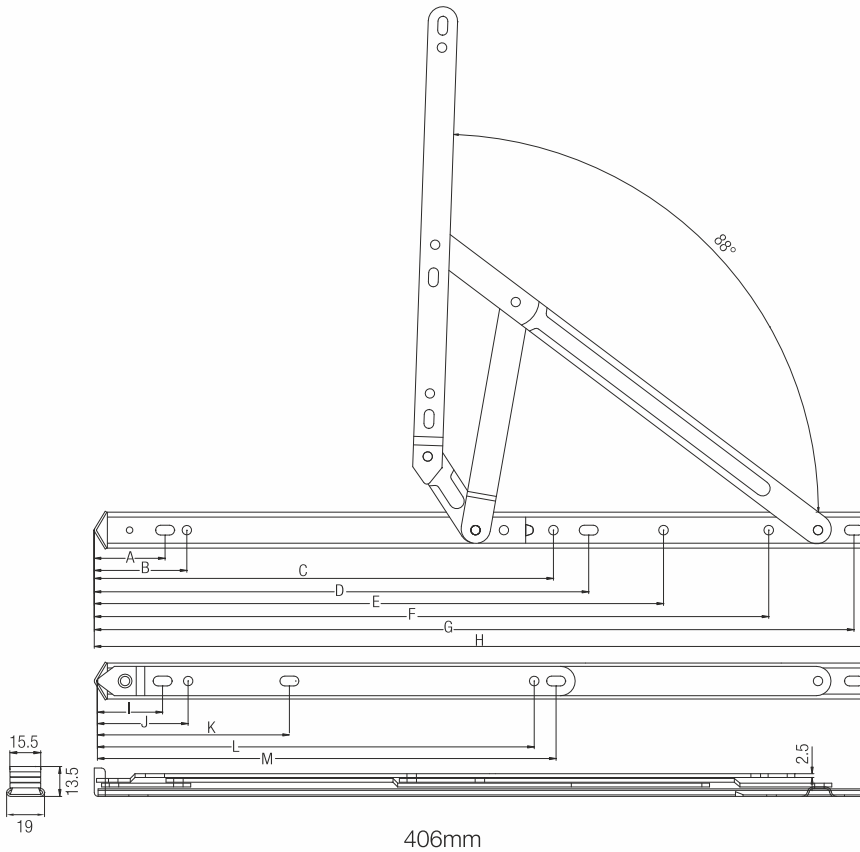
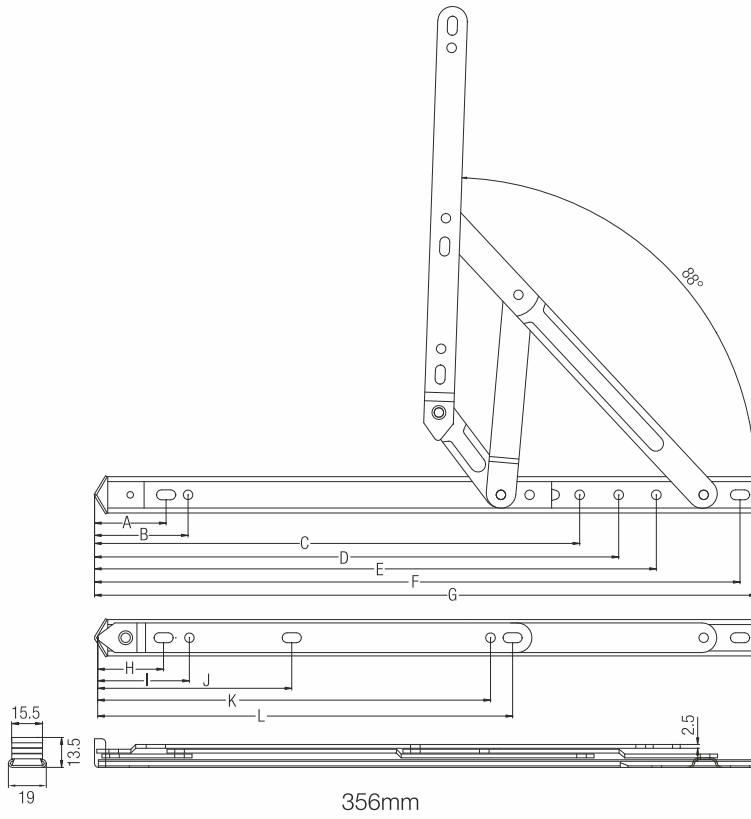
Item	Code Nos.	Size in mm	Window Size (HxW) in cm	Max. Load	Stack Height	Min. Width for Stays	No. of Bars	Finish
Friction Stay (60°)	ZFRS 813	203	40x23~30	8	13	19	4	SS
	ZFRS 1013	254	60x28~35	12	13	19	4	
Friction Stay SS (13 mm Stack Ht.)	ZFRS 1213	305	80x33~40	18	13	19	4	
	ZFRS 1413	356	95x38~45	22	13	19	4	
	ZFRS 1613	406	105x43~50	28	13	19	4	



### Technical Parameters

Specifications	High.Total	A	B	C	D	E	F	G	H	I	Window style	Open angle
203mm	13	32	113	194	203	34.5	133.5	145	—	—	Flat. open	60°
254mm	13	32	44.5	209	251.5	260.5	34.5	48	163.5	176	Flat. open	88°
305mm	13	32	44.5	212	296	305.5	34.5	48	175.5	191	Flat. open	88°

## Friction Stay SS



### Technical Parameters

Specifications	High.Total	A	B	C	D	E	F	G	H	I	J	K	L	M	Window style	Open angle
356mm	13.5	32	44.5	252.5	273	292.5	336.5	346	34.5	48	101.5	205	218	—	Flat. open	88°
406mm	13.5	32	44.5	241.5	261	300.5	356	400	410	34.5	48	101.5	230.5	243	Flat. open	88°



## SS Door Hinges with Ball Bearing

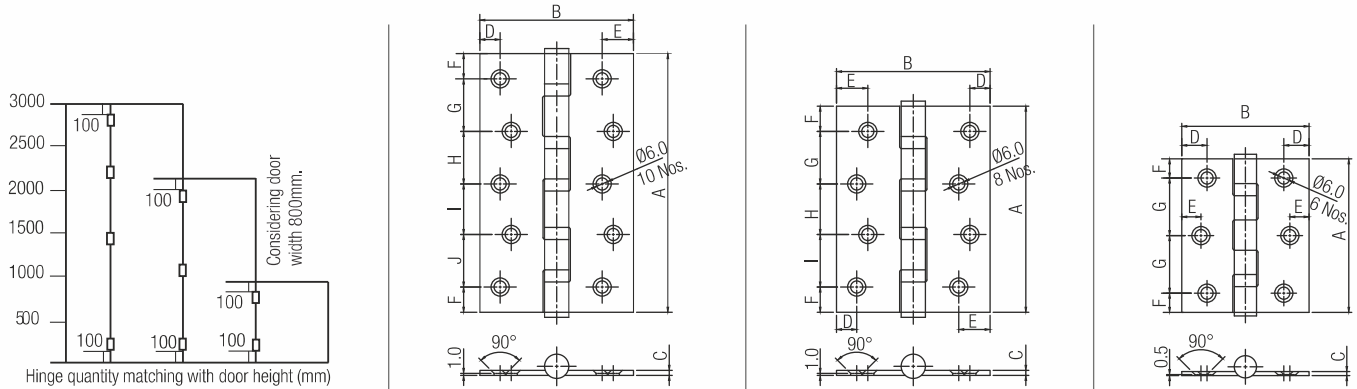


### Special Features


- Manufactured out of stainless steel and having ball bearings.
- Are built for long life and smooth working.
- Available in different sizes and thickness. Suitable for Doors & Windows of different sizes and weights.

### Specifications

Code Nos.	A	B	C	6 Hole				8 Hole		10 Hole	Max. Load (Kgs.)	Finish
				D	E	F	G	H	I	J		
4/1/DH 1	76	63	2	12.5	9.5	9.5	28.5	-	-	-	25-40	Polished SS
4/1/DH 2	102	76	2.5	15.5	10	12.5	26	25	25	26	40-60	
4/1/DH 3	102	76	3	10.5	19	13	26	25	25	25	60-80	
4/1/DH 4	127	76	2.5	10	18	13.5	25	25	25	25	60-80	
4/1/DH 5	127	76	3	11	17	13.8	25	25	25	25	60-80	
4/1/DH 6	127	89	3	10	21	12.5	25	25	26	25	60-80	



## Concealed Door Hinges



### Specifications

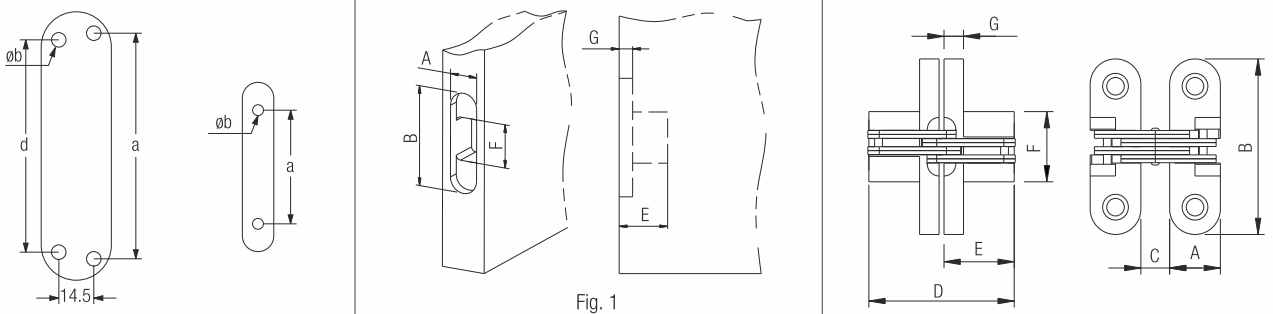
Item	Code Nos.	Size (mm)	A	B	C	D	E	F	G	Load (Kgs.)	Recommended Board Thickness	Finish
Concealed Door Hinges - Standard	4/2/CDH 3	13 X 45	13	45	10	37.5	18.5	19	5	5	20mm	AQ/SNP
	4/2/CDH 4	13 X 60	13	60	9	37.5	18.5	31	6.5	10	20mm	
	4/2/CDH 5	16 X 70	16	70	10.5	46.5	23	35	7	20	25mm	
Concealed Door Hinges - Noise Reduction	4/2/CDH 6 NR	19 X 95	19	95	14.5	56	27	52	9.5	30	30mm	SNP
	4/2/CDH 8 NR	28 X 118	29	111	17	80.5	40	69	6.5	50	45mm	

### Special Features

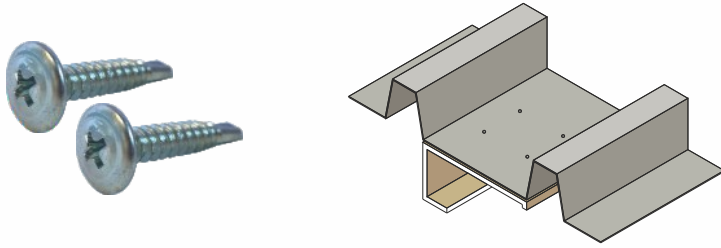
- Zinc die cast body.
- 180° opening of shutter.
- Hinges are concealed.

### Fitting Instructions

1. Route the board using the dimensions from the chart as shown in fig. 1.
2. Fit the hinge into the cavity and screw it with the screws provided.



## Clip Fixing

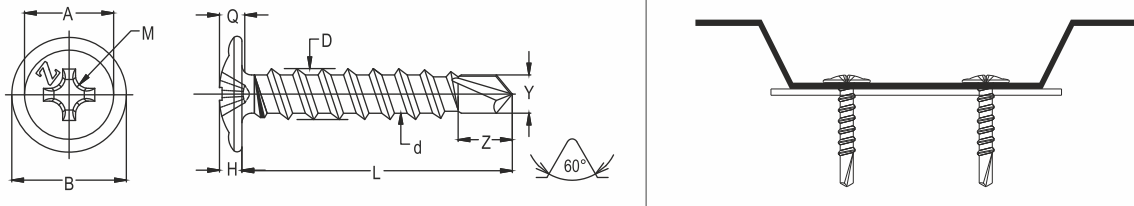


### Special Features

- Made out of hardened C-1022 steel for better strength & durability.
- Used for fixing clip lock clamps on steel purlins.
- The Tips of the screw are so designed that it can perform a self drilling while screwing.
- Washer head covers more area.

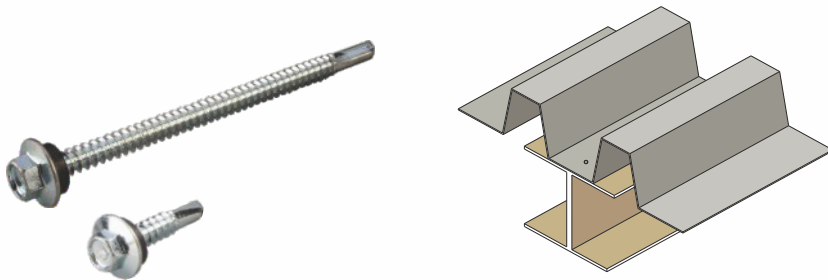
### Specifications

Code No.	Size	PT.	Finish
ZFP525A	4.8-16 x 25	FT3.5	Zinc



Specification Size	B		A	H		M	Q		D		d		P	Z		Y		Case Depth	Torque
	Min	Max	Ref.	Min	Max	NO	Min	Max	Min	Max	Min	Max	≡	Min	Max	Min	Max	mm	Kg-cm Min
M4.8	10.8	11.6	7.30	2.35	2.65	#2	1.80	2.45	4.63	4.82	3.25	3.45	1.59	5.00	6.00	3.86	4.03	0.10-0.23	71

## Valley Fixing



### Special Features

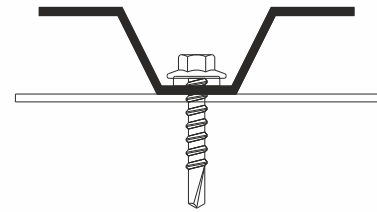
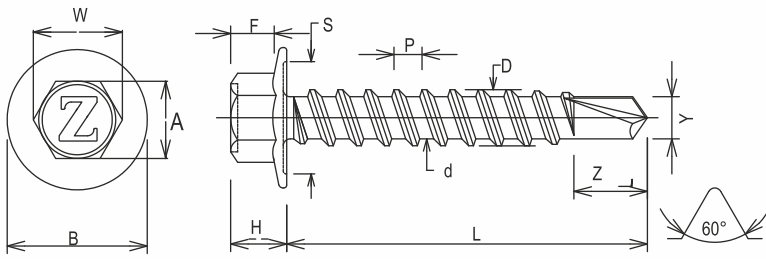
- Made out of hardened C-1022 steel for better strength & durability.
- Used for fixing cladding & wall curtains / steel purlins up to 4.5mm thick.
- The tips of the screw are so designed that it can perform a self drilling while screwing.
- Flanged head covers more area.
- EPDM washers provided.

### Specifications

Code Nos.	Size	PT.	Finish
ZFV1019A	10-16 x 19	FT3	Zinc
ZFV1225A	12-14 x 25	FT3.5	
ZFV1235A	12-14 x 35	FT3.5	
ZFV1245A	12-14 x 45	FT4	
ZFV1255A	12-14 x 55	FT4	
ZFV1270A	12-14 x 70	FT4	
ZFV1290A	12-14 x 90	FT4	
ZFV12100A	12-14 x 100	FT4	



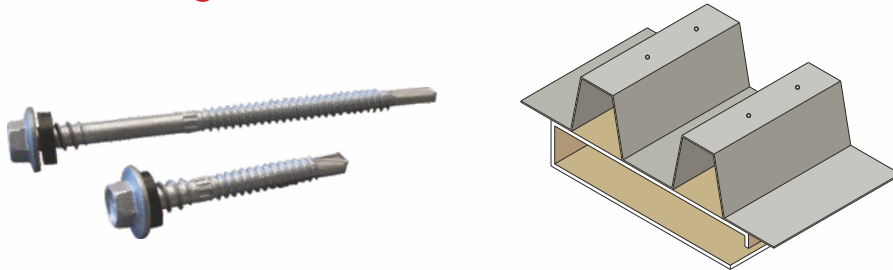
## Valley Fixing



												#3.0 TP	
Specification		A	W	H	F	B	S	D	d	P	Z	Y	
#10-16	Max	8.00	-	4.83	3.30	11.43	Ref.	4.80	3.58	-	6.50	4.18	
	Min	7.78	8.64	4.32	2.80	10.67	9.30	4.65	3.43	1.59	5.90	4.08	

												#3.5 TP	#4.0 TP	
Specification		A	W	H	F	B	S	D	d	P	Z	Z	Y	
#12-14	Max	8.00	-	6.00	3.94	14.78	11.80	5.46	4.17	-	9.00	-	4.75	
	Min	7.78	8.64	5.18	3.61	13.97	11.60	5.31	3.99	1.81	8.00	12.00	4.65	
Nominal Length	L	20	25	30	35	45	50	55	65	68	70	70	75	
	Max	20.00	25.00	30.00	35.00	45.00	50.00	55.00	65.00	68.00	70.00	70.00	75.00	
	Min	19.20	24.20	29.20	34.20	44.20	49.20	54.20	64.20	67.20	69.20	69.20	74.20	

## Crest Fixing



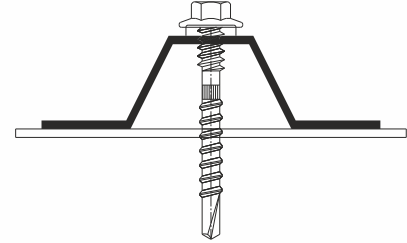
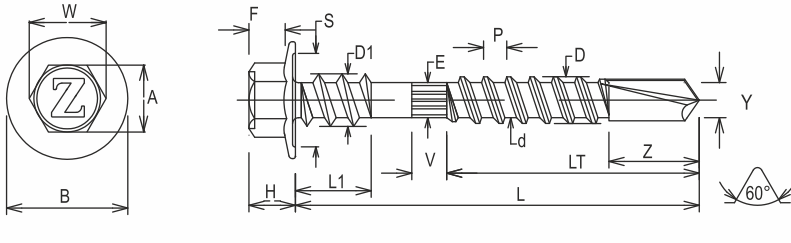
### Special Features

- Made out of hardened C-1022 steel for better strength & durability.
- Used for crest fixing of roofing sheets / steel purlins up to 4.5mm thick.
- The tips of the screw are so designed that it can perform a self drilling while screwing.
- Flanged head covers more area. EPDM washers provided.

### Specifications


Code Nos.	Size	PT.	Finish
ZFC1255A	12-14 x 55	DT3.5	Zinc
ZFC1270A	12-14 x 70	DT3.5	
ZFC1290A	12-14 x 90	DT4	
ZFC12100A	12-14 x 100	DT4	
ZFC12120A	12-14 x 120	DT4	

## Crest Fixing



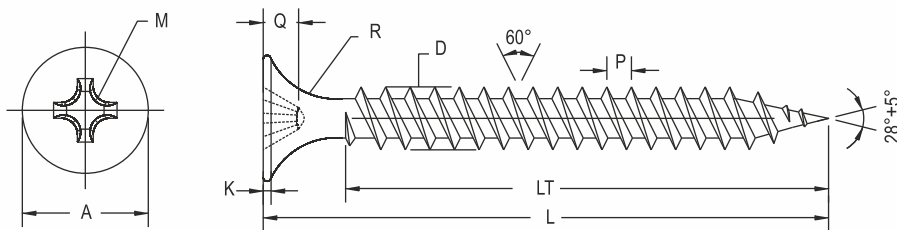
Specification		A	W	H	F	B	S	E	V	D1	L1	D	d	P	Z	Y
#12-14	Max	8.00	-	6.00	3.94	14.78	11.80	Ref.	Ref.	6.45	10.30	5.46	4.17	-	9.00	4.75
	Min	7.78	8.64	5.18	3.61	13.97	11.60	4.80	3.00	6.30	10.00	5.31	3.99	1.81	8.00	4.65
Nominal Length	L	45	50	55	65	68	70	75	90	100	110	120	130	160		
	Max	46.00	51.00	56.00	66.00	69.00	71.00	76.00	91.00	101.00	111.00	121.50	131.50	161.50		
Thread Length LT	Max	24.00	34.00	34.00	42.00	42.00	42.00	42.00	54.00	64.00	64.00	64.00	64.00	84.00		
	Min	23.00	33.00	33.00	40.00	40.00	40.00	40.00	52.00	62.00	62.00	62.00	62.00	82.00		

## Dry Wall (Gypsum) Screw



### Special Features

- Made out of C-1018 / C-1022 steel, case hardened with fine threads for gypsum boards.
- Available in black phosphate finish.



Specification Size	A		M	Q		K		P	D		R		L	
	Min	Max	—	Min	Max	Min	Max	—	Min	Max	Min	Max	Min	Max
M3.5	7.80	8.40	#2	2.50	3.10	0.50	0.80	1.50	3.40	3.60	4.00	5.00	15.2	18.2
M4.2	7.80	8.40	#2	2.50	3.10	0.50	0.80	1.70	4.00	4.30	4.00	5.00	16.8	19.8

### Specifications

Code Nos.	Size in mm	Finish
ZDWS 3516	3.5 X 16	Black / Zinc
ZDWS 3519	3.5 x 19	
ZDWS 3525	3.5 x 25	
ZDWS 3532	3.5 x 32	
ZDWS 3535	3.5 x 35	
ZDWS 3538	3.5 x 38	Black
ZDWS 3545	3.5 x 45	
ZDWS 3550	3.5 x 50	Black / Zinc
ZDWS 3560	3.5 X 60	
ZDWS 3575	3.5 x 75	
ZDWS 4219	4.2 x 19	
ZDWS 4225	4.2 x 25	
ZDWS 4230	4.2 x 3	
ZDWS 4235	4.2 x 35	
ZDWS 4245	4.2 x 45	
ZDWS 4250	4.2 x 50	

## Right Angle Basket - Plain



### Special Features

- For storing all kinds of kitchen articles conveniently.
- Manufactured out of stainless steel and electro polished.
- Designed to be used with 'Zipco' Ball Bearing Slides by direct assembly onto the mounting plates provided on all baskets.

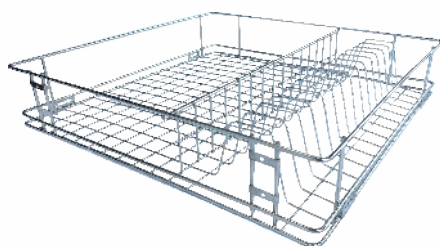
### Specifications

Code Nos.	Size in mm		
	Width	Depth	Height
ZRA-15-16-4	380	405	100
ZRA-15-16-6	380	405	150
ZRA-15-16-8	380	405	200
ZRA-15-18-4	380	455	100
ZRA-15-18-6	380	455	150
ZRA-15-18-8	380	455	200
ZRA-15-20-4	380	505	100
ZRA-15-20-6	380	505	150
ZRA-15-20-8	380	505	200
ZRA-15-22-4	380	555	100
ZRA-15-22-6	380	555	150
ZRA-15-22-8	380	555	200
ZRA-15-24-4	380	605	100
ZRA-15-24-6	380	605	150
ZRA-15-24-8	380	605	200

Code Nos.	Size in mm		
	Width	Depth	Height
ZRA-17-20-4	430	505	100
ZRA-17-20-6	430	505	150
ZRA-17-20-8	430	505	200
ZRA-17-22-4	430	555	100
ZRA-17-22-6	430	555	150
ZRA-17-22-8	430	555	200
ZRA-17-24-4	430	605	100
ZRA-17-24-6	430	605	150
ZRA-17-24-8	430	605	200
ZRA-19-20-4	480	505	100
ZRA-19-20-6	480	505	150
ZRA-19-20-8	480	505	200
ZRA-19-22-4	480	555	100
ZRA-19-22-6	480	555	150
ZRA-19-22-8	480	555	200
ZRA-19-24-4	480	605	100
ZRA-19-24-6	480	605	150
ZRA-19-24-8	480	605	200

Code Nos.	Size in mm		
	Width	Depth	Height
ZRA-21-20-4	530	505	100
ZRA-21-20-6	530	505	150
ZRA-21-20-8	530	505	200
ZRA-21-22-4	530	555	100
ZRA-21-22-6	530	555	150
ZRA-21-22-8	530	555	200
ZRA-21-24-4	530	605	100
ZRA-21-24-6	530	605	150
ZRA-21-24-8	530	605	200

## Right Angle Basket - Cup & Saucer



### Specifications

Code Nos.	Size in mm		
	Width	Depth	Height
ZRA-15-16-4 CS	380	405	100
ZRA-15-18-4 CS	380	455	100
ZRA-15-20-4 CS	380	505	100
ZRA-15-22-4 CS	380	555	100
ZRA-15-24-4 CS	380	605	100

Code Nos.	Size in mm		
	Width	Depth	Height
ZRA-19-20-4 CS	480	505	100
ZRA-19-22-4 CS	480	555	100
ZRA-19-24-4 CS	480	605	100

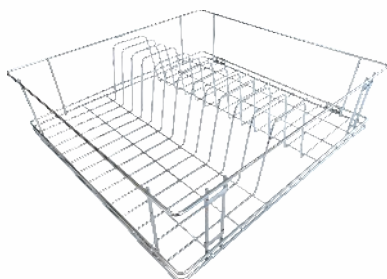
### Special Features

- For storing cups & saucers conveniently.
- Manufactured out of stainless steel and electro polished.
- Designed to be used with 'Zipco' Ball Bearing Slides by direct assembly onto the mounting plates provided on all baskets.

Code Nos.	Size in mm		
	Width	Depth	Height
ZRA-17-20-4 CS	430	505	100
ZRA-17-22-4 CS	430	555	100
ZRA-17-24-4 CS	430	605	100

Code Nos.	Size in mm		
	Width	Depth	Height
ZRA-21-20-4 CS	530	505	100
ZRA-21-22-4 CS	530	555	100
ZRA-21-24-4 CS	530	605	100

## Right Angle Basket - Plate



### Special Features

- For storing plates conveniently.
- Manufactured out of stainless steel and electro polished.
- Designed to be used with 'Zipco' Ball Bearing Slides by direct assembly onto the mounting plates provided on all baskets.

### Specifications

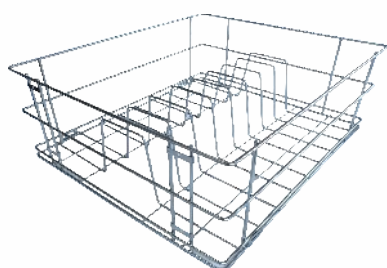
Code Nos.	Size in mm		
	Width	Depth	Height
ZRA-15-16-6 PL	380	405	150
ZRA-15-18-6 PL	380	455	150
ZRA-15-20-6 PL	380	505	150
ZRA-15-22-6 PL	380	555	150
ZRA-15-24-6 PL	380	605	150

Code Nos.	Size in mm		
	Width	Depth	Height
ZRA-17-20-6 PL	430	505	150
ZRA-17-22-6 PL	430	555	150
ZRA-17-24-6 PL	430	605	150

Code Nos.	Size in mm		
	Width	Depth	Height
ZRA-19-20-6 PL	480	505	150
ZRA-19-22-6 PL	480	555	150
ZRA-19-24-6 PL	480	605	150

Code Nos.	Size in mm		
	Width	Depth	Height
ZRA-21-20-6 PL	530	505	150
ZRA-21-22-6 PL	530	555	150
ZRA-21-24-6 PL	530	605	150

## Right Angle Basket - Thali



### Special Features

- For storing thalis conveniently.
- Manufactured out of stainless steel and electro polished.
- Designed to be used with 'Zipco' Ball Bearing Slides by direct assembly onto the mounting plates provided on all baskets.

### Specifications


Code Nos.	Size in mm		
	Width	Depth	Height
ZRA-15-16-8 TH	380	405	200
ZRA-15-18-8 TH	380	455	200
ZRA-15-20-8 TH	380	505	200
ZRA-15-22-8 TH	380	555	200
ZRA-15-24-8 TH	380	605	200

Code Nos.	Size in mm		
	Width	Depth	Height
ZRA-17-20-8 TH	430	505	200
ZRA-17-22-8 TH	430	555	200
ZRA-17-24-8 TH	430	605	200

Code Nos.	Size in mm		
	Width	Depth	Height
ZRA-19-20-8 TH	480	505	200
ZRA-19-22-8 TH	480	555	200
ZRA-19-24-8 TH	480	605	200

Code Nos.	Size in mm		
	Width	Depth	Height
ZRA-21-20-8 TH	530	505	200
ZRA-21-22-8 TH	530	555	200
ZRA-21-24-8 TH	530	605	200

## Right Angle Half Bottle Rack



### Special Features

- For storing all kind of kitchen articles & bottles conveniently.
- Manufactured out of stainless steel & electro polished.
- These elegantly designed baskets have width of 380, 430, 480.
- Designed to be used with 'Zipco' Ball Bearing Slides by direct assembly onto the mounting plates provided on all baskets.

### Specifications

Code Nos.	Size in mm		
	Width	Depth	Height
ZRA-15-20-6 HBR	380	505	150
ZRA-17-20-6 HBR	430	505	150
ZRA-19-20-6 HBR	480	505	150

## Right Angle Basket - Cutlery



ZRA-21-20-4 CT



ZRA-21-20-4 CT E

### Special Features

- For convenient storage and access of various cutlery.
- Manufactured out of stainless steel and electro polished.
- Designed to be used with 'Zipco' Ball Bearing Slides by direct assembly onto the mounting plates provided on all baskets.

### Specifications

Code Nos.	Width	Depth	Height
ZRA-15-20-4 CT	380	505	100
ZRA-15-22-4 CT	380	555	100
ZRA-15-24-4 CT	380	605	100


Code Nos.	Width	Depth	Height
ZRA-19-20-4 CT	480	505	100
ZRA-19-22-4 CT	480	555	100
ZRA-19-24-4 CT	480	605	100

Code Nos.	Width	Depth	Height
ZRA-15-20-4 CT E	380	505	100
ZRA-17-20-4 CT E	430	505	100
ZRA-19-20-4 CT E	480	505	100
ZRA-21-20-4 CT E	530	505	100

Code Nos.	Width	Depth	Height
ZRA-17-20-4 CT	430	505	100
ZRA-17-22-4 CT	430	555	100
ZRA-17-24-4 CT	430	605	100

Code Nos.	Width	Depth	Height
ZRA-21-20-4 CT	530	505	100
ZRA-21-22-4 CT	530	555	100
ZRA-21-24-4 CT	530	605	100

## Right Angle Kitchen Utensil Basket



### Specifications

Code Nos.	Size in mm		
	Width	Depth	Height
ZRA 20-18-5 UB	500	455	135
ZRA 20-20-5 UB	500	505	135
ZRA 24-18-5 UB	600	455	135
ZRA 24-20-5 UB	600	505	135
ZRA 28-18-5 UB	700	455	135
ZRA 28-20-5 UB	700	505	135
ZRA 32-18-5 UB	800	455	135
ZRA 32-20-5 UB	800	505	135

### Special Features

- For storing utensils conveniently.
- Manufactured out of stainless steel and electro polished.
- These elegantly designed baskets have widths of 500mm, 600mm, 700mm and 800mm.
- Recommended to be used with 'Ebco' Heavy Duty Telescopic Drawer Slides using U-clamp and basket clamp.

## Dinner Set Basket



### Specifications

Code Nos.	Size in mm		
	Width	Depth	Height
ZDSB 24-20-6	610	505	150
ZDSB 28-20-6	710	505	150
ZDSB 32-20-6	810	505	150

### Special Features

- To store complete dinner set comprising plates, serving bowl etc conveniently.
- Manufactured out of stainless steel & electro polished.
- Recommended to be used with 'Ebco' Heavy Duty Telescopic Drawer Slides using U-clamp and basket clamp.

## Kitchen Grain Drawer



### Specifications

Code Nos.	Size in mm		
	Width	Depth	Height
ZKGD 16-20-14	405	505	350
ZKGD 16-22-14	405	555	350
ZKGD 20-20-14	500	500	350

### Special Features

- For storing grain and oil can conveniently.
- Manufactured out of stainless steel and electro polished.
- Recommended to be used with 'Ebco' Heavy Duty Telescopic Drawer Slides using U-clamp and basket clamp.



## Kitchen Glass Rack, Plate Rack and Drip Tray



### Special Features

- Elegantly designed for good aesthetics and made out of SS 304 for long life.
- Ideal kitchen accessories to store Plates & Glasses.

### Fitting Instructions

1. Choose a suitable cabinet according to the specification of particular products (Fig. 1).
2. Fix the hanger to the side board of the cabinet as shown in Fig. 2.
3. Sizes 275 & 315 (shown in Fig. 2) are for reference only, sizes may vary depending on the height of cabinet.
4. Hang the racks as shown in Fig. 3.

### Specifications

Items	Code Nos.	Size in mm			Internal Cabinet Width 'X'
		Width	Depth	Height	
Glass Rack	ZGR 22-10	559	255	47	564
	ZGR 24-10	595	255	47	600
	ZGR 28-10	705	255	47	710
	ZGR 30-10	755	255	47	760
	ZGR 34-10	855	255	47	860
Plate Rack	ZPR 22-10	559	255	91	564
	ZPR 24-10	595	255	91	600
	ZPR 28-10	705	255	91	710
	ZPR 30-10	755	255	91	760
	ZPR 34-10	855	255	91	860
Drip Tray (w/o Rod Support & Anchors)	ZDT 22-10E	534	243	22	564
	ZDT 24-10E	580	243	22	600
	ZDT 28-10E	690	243	22	710
	ZDT 30-10E	740	243	22	760
	ZDT 34-10E	840	243	22	860

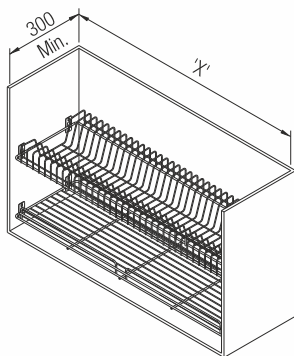


Fig. 1

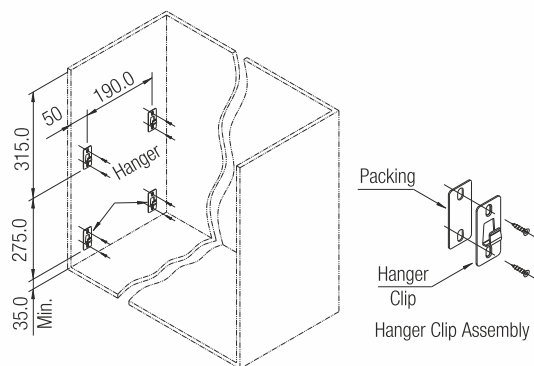


Fig. 2

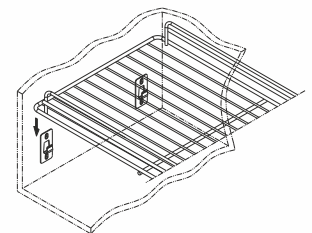


Fig. 3

## Slim Pullout SS Soft Close

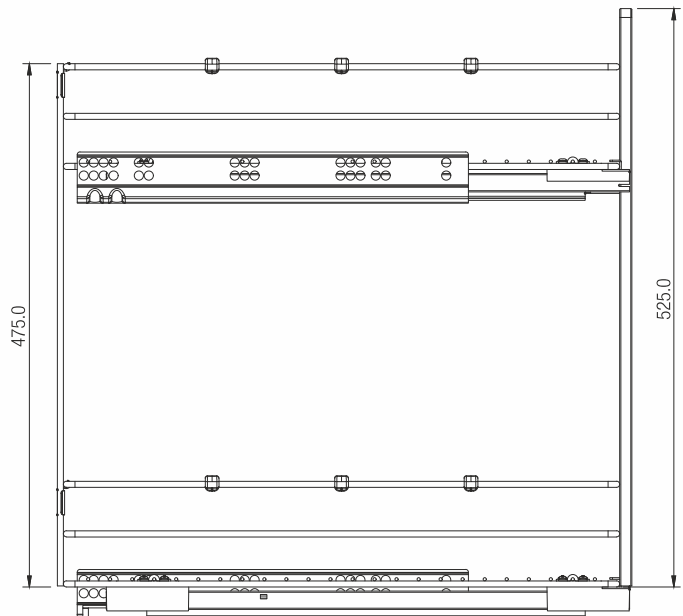
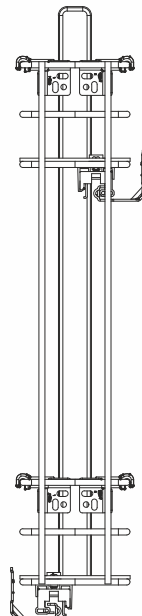
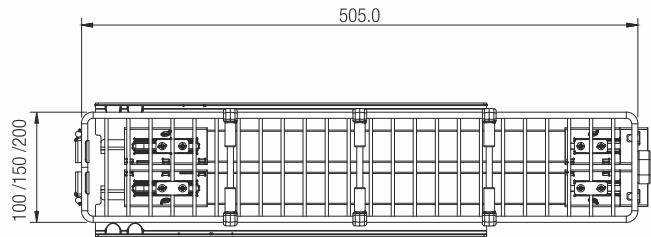


### Specifications

Product	Code Nos.	Size	Finish	Pcs. / Set
Slim Pullout - SS Soft Close (2 Tier Full Set with Basket / Ebco Concealed Slides and Clip)	SPOSC2-100	100 x 506 x 525 mm (for 150 mm wide Cabinet)	SS	Set
	SPOSC2-150	150 x 506 x 525 mm (for 200 mm wide Cabinet)	SS	Set
	SPOSC2-200	200 x 506 x 525 mm (for 250 mm wide Cabinet)	SS	Set

### Special Features

- Ideal solution for kitchen narrow base cabinets where small and different things can be stored in an organized manner.
- Comes in full set with Baskets, Concealed slides & Mounting kit.
- This concealed drawer side model is compact and uses minimal space below the basket.
- In-built Soft closing mechanism ensures gentle closing of the shutter.
- Load capacity: 30kg
- Partition rods keep bottles in place.
- Available in three sizes:  
100mm (For 150mm cabinet)  
150mm (For 200mm cabinet)  
200mm (For 250mm Cabinet)





## Side Pullout



### Special Features

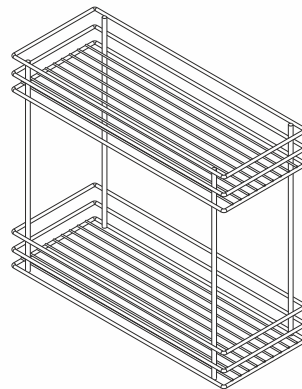
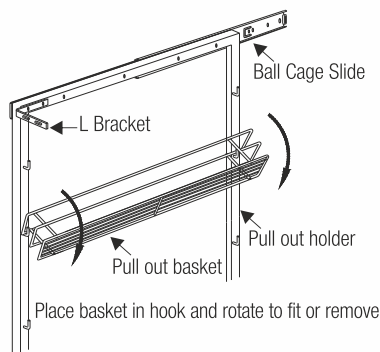
- For storing detergent bottles and other bottles under the counter in narrow spaces.
- Manufactured out of stainless steel and electro polished.
- Also available Frameless Side pullout baskets which can directly mount on slides.

### Specifications

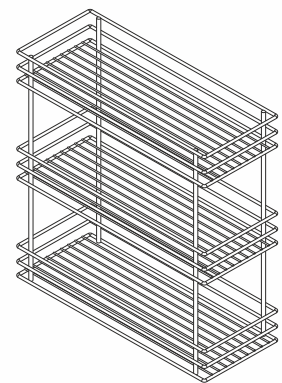
Code Nos.	Side Pullout Baskets Size in mm			Min. Internal cabinet width in mm
	Width	Depth	Height	
ZRA 4-16-3 SPB	100	405	75	150
ZRA 6-16-3 SPB	150	405	75	200
ZRA 8-16-3 SPB	200	405	75	250
ZRA 4-20-3 SPB	100	505	75	150
ZRA 6-20-3 SPB	150	505	75	200
ZRA 8-20-3 SPB	200	505	75	250
ZRA 4-22-3 SPB	100	555	75	150
ZRA 6-22-3 SPB	150	555	75	200
ZRA 8-22-3 SPB	200	555	75	250
ZRA 4-24-3 SPB	100	605	75	150
ZRA 6-24-3 SPB	150	605	75	200
ZRA 8-24-3 SPB	200	605	75	250

Side Pullout Frameless				
Type	Code Nos.	Size in mm		
		Width	Depth	Height
3 Tier	ZSPOB 4 - 20 - 21 T	100	505	533
	ZSPOB 6 - 20 - 21 T	150	505	533
	ZSPOB 8 - 20 - 21 T	200	505	533
2 Tier	ZSPOB 4 - 20 - 17 D	100	505	432
	ZSPOB 6 - 20 - 17 D	150	505	432
	ZSPOB 8 - 20 - 17 D	200	505	432

Side Pullout Holders		
Code Nos.	Size in mm	
	Width	Height
ZSPH 16-23	400	580
ZSPH 20-19	500	480
ZSPH 20-23	500	580
ZSPH 22-23	550	580
ZSPH 24-23	600	580



Side Pullout Frameless 2 Tier



Side Pullout Frameless 3 Tier

## Kitchen Carousel Unit-Wire

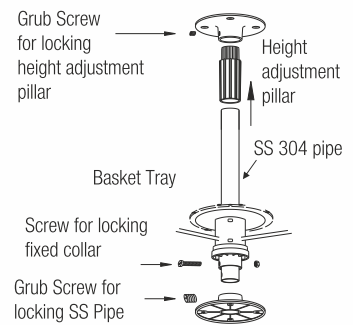
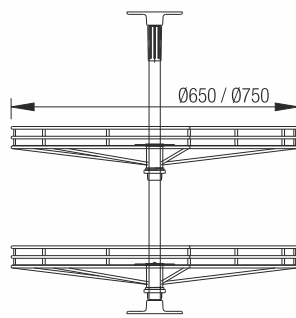
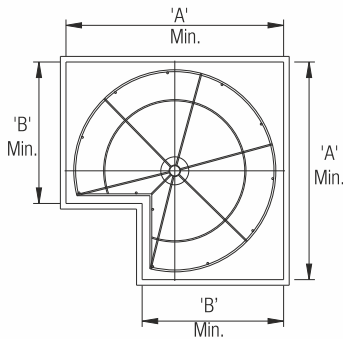


### Special Features

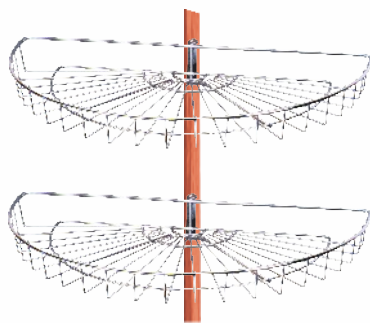
- Kitchen carousel unit is for efficient and convenient utilisation of corner space.
- Manufactured out of stainless steel and electro polished.
- Height between carousel baskets is adjustable.
- Centre pipe is height adjustable.
- Individual rotation of carousel baskets provided.
- Locking system provided that stops carousel basket in predetermined position.
- Min. cabinet internal height required: 720mm.

### Specifications

Code Nos.	Diameter	'A'	'B'
ZKC 26W	650	700	455
ZKC 30W	750	800	505



## Kitchen 'D'Tray



### Special Features

- For storing articles conveniently in corner cabinets.
- Manufactured out of stainless steel and electro polished.
- Easy to assemble and operate.
- Utilizes wasted corners optimally.

### Specifications

Code No.	Size in mm		
	Width	Depth	Height
ZKDT - 30	400	750	100

### Fitting Instructions

1. Screw mounting bracket onto corner pillar as shown in Fig.1.
2. Hook the basket onto the bracket.

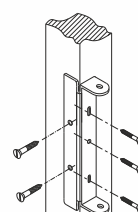
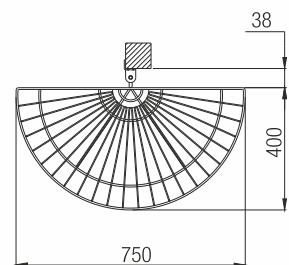
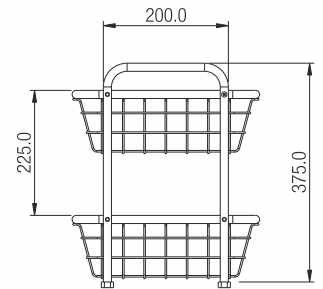
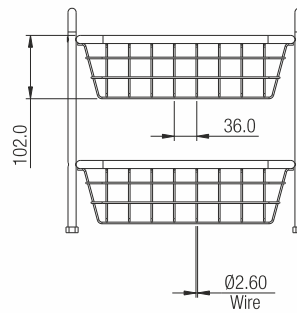
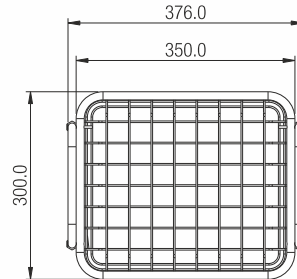


Fig.1



## Kitchen Counter Utility Trolley Basket (2 Tier)



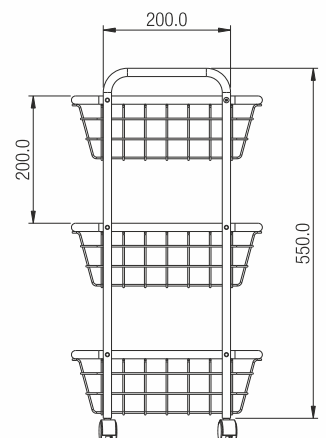
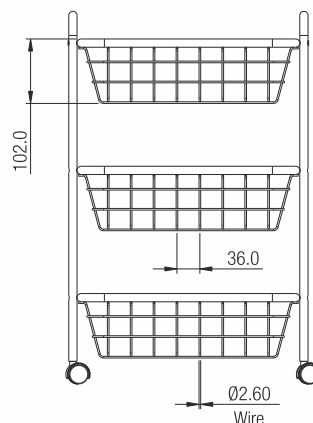
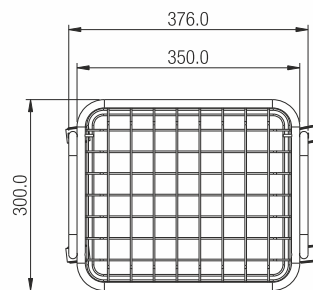
### Special Features

- For storing vegetables conveniently.
- Manufactured out of stainless steel & electro polished.
- Designed for easy accessibility.
- Easy to assemble.

### Specifications

Code No.	ZUT 15-12-15
----------	--------------

## Kitchen Utility Trolley Basket (3 Tier)



### Special Features

- For storing vegetables conveniently.
- Manufactured out of stainless steel & electro polished.
- Designed for easy accessibility.
- Easy to assemble.

### Specifications

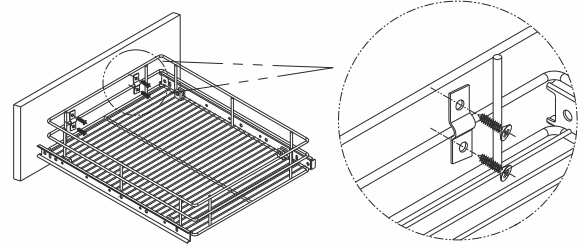
Code No.	ZUT 15-12-24
----------	--------------

## Basket Clip



### Specifications

Code No.	Finish
7/8-BCSS	SS



### Special Features

- Basket clips are used to mount drawer facia onto the basket.

## Kitchen Wall Hanging Accessories



### Special Features

- For storing all kinds of bottles and jars conveniently on the wall.
- Manufactured out of stainless steel and electro polished.
- Special rack for corners.
- Special rack for storage of kitchen towels, cling film and aluminium foil.
- Multipurpose plate rack for storing cup & saucers conveniently.

### Specifications

Item	Code No.*	Size in mm		
		Width	Depth	Height
Kitchen Spice Rack	ZKWA - S	350	300	150
	ZKWA - S2	500	300	150
Kitchen Paper Towel Rack	ZKWA - T	350	350	165
Kitchen Utility Rack	ZKWA - U	350	300	150
Kitchen Corner Rack	ZKWA - C	350	280	300
Kitchen Multi Purpose Plate Rack	ZKWA - M	610	240	319

\*Add 'H' to the existing code for wall hanging models (Hook type)



SPICE RACK



PAPER-TOWEL RACK



UTILITY RACK




CORNER RACK



MULTIPURPOSE PLATE RACK

## Wine Glass Holder (Single/ Double)



Single



Double

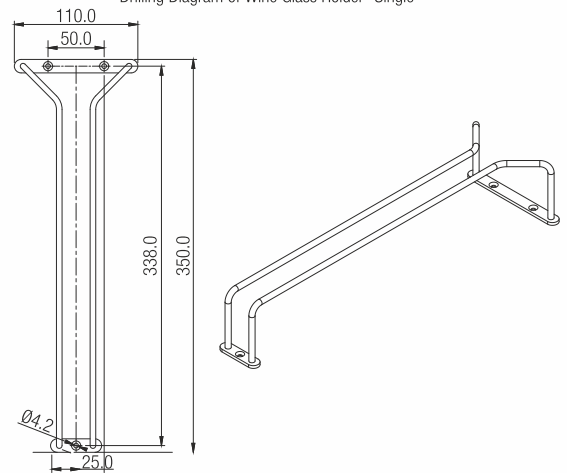
### Special Features

- Ideal for hanging wine glasses.
- Perfect glass organizer for kitchen, restaurant, etc.
- Protect your glasses from getting chipped or cracked.
- The wine glass holder easily mounts under shelves or under cabinets.
- Available in two variations – Single (3 Glasses)/ Double (6 Glasses)
- Size in mm (W X D X H): Single: 350 x 110 x 65/  
Double: 350 X 210 X 65
- Finish: Stainless Steel

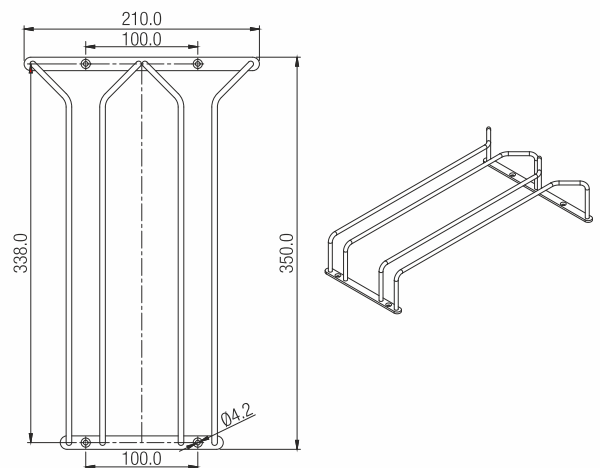
### Specifications

Item	Code Nos.	Size in mm			Finish
		Width	Depth	Height	
Wine Glass Holder (Single)	ZWGHS 4-14-3	110	350	65	SS
Wine Glass Holder (Double)	ZWGHD 8-14-3	210	350	65	SS

Drilling Diagram of Wine Glass Holder- Single



Drilling Diagram of Wine Glass Holder- Double



## Cup Hanger



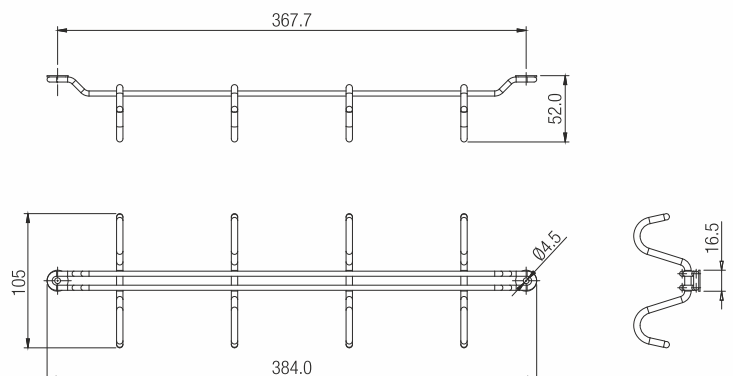
### Special Features

- Specially designed to hang Cups.
- Space savvy solution to use in kitchen, restaurant, etc.
- Holds up to 8 cups.
- The cup hanger easily mounts under shelves or under cabinets.
- Size in mm (W X D X H): 387 X 105 X 51
- Finish: Stainless Steel

### Specifications

Code Nos.	Size in mm			Finish
	Width	Depth	Height	
ZCH-6	105	280	51	SS

Drilling Diagram of Cup Hanger



## Ladle Caddie & Kitchen Hanger



Ladle Caddie



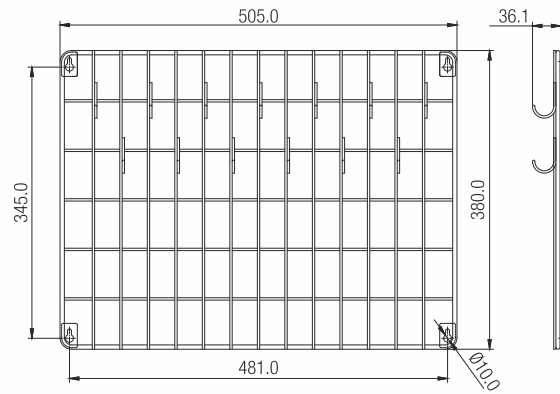
Kitchen Hanger

### Special Features

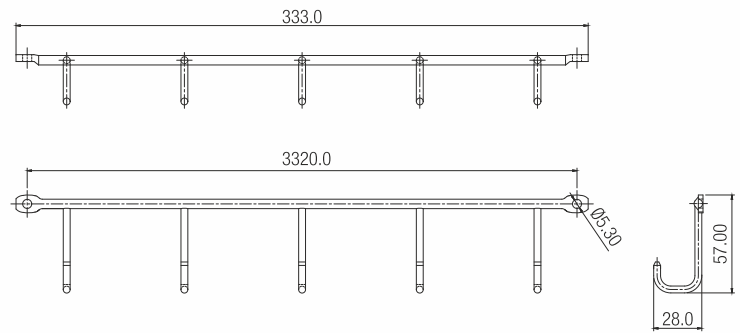
- Ideal for hanging ladles and other kitchen cutlery.
- Manufactured out of stainless steel and electro polished.
- Easy to fit on the wall and convenient.

### Specifications

Item	Code Nos.	Size in mm		
		Width	Depth	Height
Ladle Caddie	ZKLC 20-15-2	505	380	50
Kitchen Hanger	ZHR 13-2	333	--	55



Drilling Diagram of Ladle Caddie



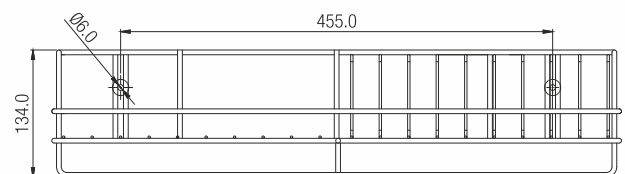
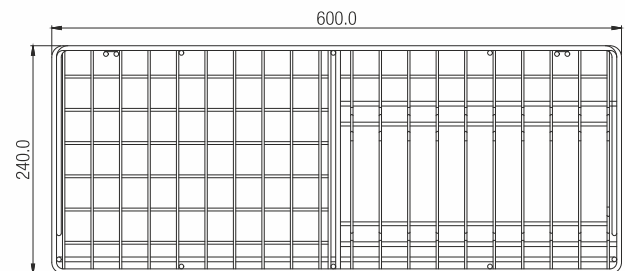
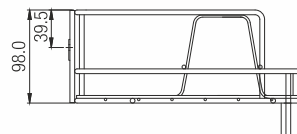
Drilling Diagram of Kitchen Hanger

## Kitchen Caddie



### Specifications

Item	Code No.	Size in mm		
		Width	Depth	Height
Kitchen Caddie	ZKCD 24-10-5	600	240	138



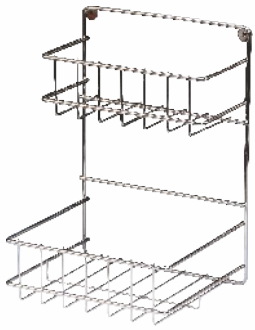
Drilling Diagram of Kitchen Caddie

### Special Features

- For storing various items of cutlery and crockery.
- Manufactured out of stainless steel and electro polished.
- To be fitted on the wall above the kitchen sink.



## Detergent Holder

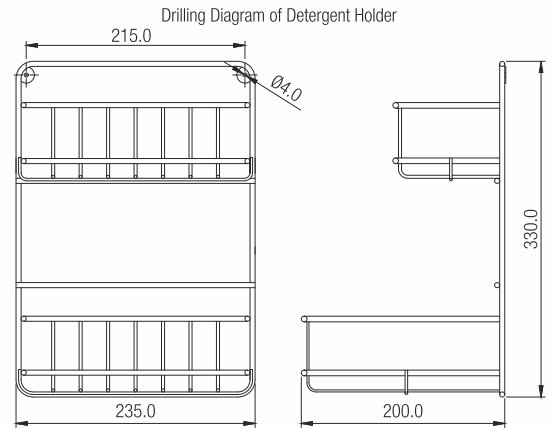


### Specifications

Code No.	Size (mm)
ZDH 9-8-13	235 X 200 X 330

### Special Features

- Manufactured out of stainless steel and electro polished.
- For storing detergent bottles conveniently.



## Shutter Bin Basket / Holder / Cylinder Trolley



### Special Features

- Elegantly designed for good aesthetics.
- Manufactured out of stainless steel and electro polished.
- Shutter Bin Baskets are ideal for mounting on the inside of the shutter.
- Can store shutter bins conveniently.
- Cylinder Trolleys are ideal for storing gas cylinders.

### Specifications

Item	Code Nos.	Width
Shutter Bin Basket	ZSB 13-10-14	330 x 250 x 350
Shutter Bin Holder	ZSBH 10-11-6	260 x 290 x 140
Cylinder Trolley	ZCYT 12-2	300 Dia.

## Cylinder Trolley



### Special Features

- Cylinder Trolleys are ideal for storing gas cylinders. having heavy construction and superior quality rubber castors.
- Special P. E. Coating prevents corrosion.
- Available in powder coated finish.

### Specifications

Code No.	Size	Finish
7/8-12CYT	300 Dia.	Powder Coated

## Packing Chart

Item	Item Code	Size	Pcs. / Set	Inner Packing		Outer Packing	
				Qty	Weight (kg)	Qty	Weight (kg)
<b>DRAWER SLIDES</b>							
Ball Bearing Slides - 35mm (HT), 30Kg	2/2 STDSM 25	250	Set of 2 Pcs	20 Set	10.3	40 Set	21.5
	2/2 STDSM 30	300	Set of 2 Pcs	20 Set	12.5	40 Set	26
	2/2 STDSM 35	350	Set of 2 Pcs	20 Set	14.1	40 Set	29
	2/2 STDSM 40	400	Set of 2 Pcs	20 Set	16	40 Set	33
	2/2 STDSM 45	450	Set of 2 Pcs	20 Set	18.1	40 Set	37
	2/2 STDSM 50	500	Set of 2 Pcs	20 Set	19	40 Set	40
Ball Bearing Slides for Steel Furniture-35mm (HT), 30Kg	2/4 SFDSM 35	350	Set of 2 Pcs	20 Set	14.6	40 Set	29.2
	2/4 SFDSM 40	400	Set of 2 Pcs	20 Set	16.64	40 Set	33.28
	2/4 SFDSM 45	450	Set of 2 Pcs	20 Set	17.4	40 Set	34.8
Ball Bearing Slides, 35Kg	2/1/STDS25	250	Set of 2 Pcs.	10 Set	6.25	40 Set	25
	2/1/STDS30	300	Set of 2 Pcs.	10 Set	7.5	40 Set	30
	2/1/STDS35	350	Set of 2 Pcs.	10 Set	8.75	40 Set	35
	2/1/STDS40	400	Set of 2 Pcs.	10 Set	9.66	30 Set	28.9
	2/1/STDS45	450	Set of 2 Pcs.	10 Set	11	30 Set	33
	2/1/STDS50	500	Set of 2 Pcs.	10 Set	12.5	20 Set	25
	2/1/STDS55	550	Set of 2 Pcs.	10 Set	14.5	20 Set	29
	2/1/STDS60	600	Set of 2 Pcs.	10 Set	15	20 Set	30
Ball Bearing Slides - Stainless Steel, 35Kg	2/3 STDS 40-SS	400	Set of 2 Pcs	10 Set	9.66	30 Set	28.9
	2/3 STDS 45-SS	450	Set of 2 Pcs	10 Set	11	30 Set	33
	2/3 STDS 50-SS	500	Set of 2 Pcs	10 Set	12.5	20 Set	25
<b>HINGES</b>							
Slip on Hinge Overlay-EURO with 4 Hole Mounting Plate	ZE-HS1M1	ø 35	Set of 2 Pcs.	0	0	100 Set	11.8
Slip on Hinge Half Overlay-EURO with 4 Hole Mtng Plate	ZE-HS2M1	ø 35	Set of 2 Pcs.	0	0	100 Set	12
Slip on Hinge Inset - EURO with 4 Hole Mounting Plate	ZE-HS3M1	ø 35	Set of 2 Pcs.	0	0	100 Set	12.2
Euro Slow Motion Overlay with 4 hole Mouting Plate	ZE-HSM1-M1	ø 35	Set of 2 Pcs.	0	0	100 Set	11.8
Euro Slow Motion Half Overlay with 4 hole Mouting Plate	ZE-HSM2-M1	ø 35	Set of 2 Pcs.	0	0	100 Set	12
Euro Slow Motion Inset with 4 hole Mounting Plate	ZE-HSM3-M1	ø 35	Set of 2 Pcs.	0	0	100 Set	12.2
<b>FURNITURE LOCKS</b>							
Square Lock – 22mm	Z-SQL1-22						
Square Lock – 32mm	Z-SQL1-32						
Front Multi Drawer Lock – 600mm	Z-FMDL60						
Cam Lock – Threaded 25mm	Z-MCL2-25						
<b>CASTORS</b>							
<b>APPLIANCE CASTORS</b>							
Fixed 4-Wheel	1/4/FN4C	-	Set of 4 Pcs.	1 Set	0.512	25 Set	12.8
	1/4/FF4C	-	Set of 4 Pcs.	1 Set	0.508	25 Set	12.7
Swivel 4-Wheel	1/4/SN4C	-	Set of 4 Pcs.	1 Set	0.672	25 Set	16.8
	1/4/SF4C	-	Set of 4 Pcs.	1 Set	0.668	25 Set	16.7
Fixed 6-Wheel	1/4/FN6C	-	Set of 4 Pcs.	1 Set	0.916	25 Set	22.8
	1/4/FF6C	-	Set of 4 Pcs.	1 Set	0.912	25 Set	22.8
Swivel 6-Wheel	1/4/SN6C	-	Set of 4 Pcs.	1 Set	1.31	15 set	19.6
	1/4/SF6C	-	Set of 4 Pcs.	1 Set	1.306	15 set	19.6
<b>SWIVEL CASTORS - Polycarbonate</b>							
Swivel Castor Ø 35mm with Brake	1/5/P35 PB	-	Set of 2 Pcs.	2 Set	0.600	50 Set	15
Swivel Castor Ø 35mm without Brake	1/5/P35 P	-	Set of 2 Pcs.	2 Set	0.572	50 Set	14.3
Swivel Castor Ø 50mm with Brake	1/5/P50 PB	-	Set of 2 Pcs.	1 Set	0.420	25 Set	10.5



Item	Item Code	Size	Pcs. / Set	Inner Packing		Outer Packing	
				Qty	Weight (kg)	Qty	Weight (kg)
Swivel Castor Ø 50mm without Brake	1/5/P50 P	-	Set of 2 Pcs.	1 Set	0.396	25 Set	9.9
Swivel Castor Ø 75mm with Brake	1/5/P75 PB	-	Set of 2 Pcs.	1 Set	0.600	25 Set	15
Swivel Castor Ø 75mm without Brake	1/5/P75 P	-	Set of 2 Pcs.	1 Set	0.568	25 Set	14.2
<b>TWIN WHEEL CASTORS</b>							
Twin Wheel (Plate / Thread)	1/1/N40	-	Set of 4 Pcs.	1 Set	0.372	25 Set	9.3
Twin Wheel W/Brake (Plate / Thread)	1/1/N40B	-	Set of 4 Pcs.	1 Set	0.372	25 Set	9.3
Twin Wheel(Plate / Thread)*	1/1/N50	-	Set of 4 Pcs.	1 Set	0.378	25 Set	9.4
Twin Wheel W/Brake (Plate / Thread)*	1/1/N50B	-	Set of 4 Pcs.	1 Set	0.378	25 Set	9.4
*Add P for Plate and T for Thread to castors required.							
<b>GENERAL HARDWARE &amp; ACCESSORIES</b>							
Shoe Rack Fittings	6/3/SRF/BL	-	Set of 2 Pcs.	-	-	50 Set	23
Bird Spike (Polycarbonate)	6/4/BS 18	450	10 Pcs.	10 Nos	1.12	10 Set	11.2
<b>WINDOW &amp; DOOR FITTINGS</b>							
Friction Stay SS (13 mm Stack Ht.)	ZFRS 1013	254 X 19 X 13	Pair	0	0	50 Set	16
	ZFRS 1213	305 X 19 X 13	Pair	0	0	50 Set	19
	ZFRS 1413	356 X 19 X 13	Pair	0	0	50 Set	23
	ZFRS 1613	406 X 19 X 13	Pair	0	0	50 Set	27
Friction Stay (60°)	ZFRS 813	203 X 19 X 13.5	Pair	-	-	50 Set	12.60
Stainless Steel Door Hinges (with 4 Ball Bearings)	4/1/DH 1	76 X 63 X 2	Set of 2 Pcs.	1 Set	0.236	50 Set	11.8
	4/1/DH 2	102 X 76 X 2.5	Set of 2 Pcs.	1 Set	0.426	50 Set	21.3
	4/1/DH 3	102 X 76 X 3	Set of 2 Pcs.	1 Set	0.511	50 Set	25.55
	4/1/DH 4	127 X 76 X 2.5	Set of 2 Pcs.	1 Set	0.608	50 Set	30.4
	4/1/DH 5	127 X 76 X 3	Set of 2 Pcs.	1 Set	0.696	50 Set	34.8
	4/1/DH 6	127 X 89 X 3	Set of 2 Pcs.	1 Set	0.742	50 Set	37.1
Concealed Door Hinges Standard	4/2/CDH 3	13 X 45 mm	Set of 2 Pcs.	1 Set	0.125	100 Set	12.5
	4/2/CDH 4	13 X 60	Set of 2 Pcs.	1 Set	0.205	50 Set	10.25
	4/2/CDH 5	16 X 70	Set of 2 Pcs.	1 Set	0.34	50 Set	17
Concealed Door Hinges - Noise Reduction	4/2/CDH 6 NR	19 X 95	Set of 2 Pcs.	1 Set	0.606	20 Set	12.12
	4/2/CDH 8 NR	27 X 118	Set of 2 Pcs.	1 Set	1.651	10 Set	16.51
<b>CONSTRUCTION HARDWARE</b>							
<b>ROOFING &amp; PANELING SCREWS</b>							
a) Clip Fixing	ZFP525A	4.8-16 x 25	Each	500 Nos	1.55	5000 Nos	15.5
b) Valley Fixing	ZFV1019A	10-16 x 19	Each	500 Nos	2	5000 Nos	20
	ZFV1225A	12-14 x 25	Each	400 Nos	2.4	4000 Nos	24
	ZFV1235A	12-14 x 35	Each	500 Nos	3	2000 Nos	12
	ZFV1245A	12-14 x 45	Each	500 Nos	3.46	2000 Nos	17.3
	ZFV1255A	12-14 x 55	Each	400 Nos	3.18	1600 Nos	12.72
	ZFV1270A	12-14 x 70	Each	300 Nos	3.49	1200 Nos	13.96
	ZFV1290A	12-14 x 90	Each	300 Nos	4	1200 Nos	16
	ZFV12100A	12-14 x 100	Each	250 Nos	3.5	1000 Nos	14
c) Crest Fixing	ZFC1255A	12-14 x 55	Each	400 Nos	3.42	1600 Nos	13.68
	ZFC1270A	12-14 x 70	Each	300 Nos	3	1200 Nos	12
	ZFC1290A	12-14 x 90	Each	300 Nos	4.2	1200 Nos	16.8
	ZFC12100A	12-14 x 100	Each	250 Nos	3.5	1000 Nos	14
	ZFC12120A	12-14 x 120	Each	200 Nos	3.6	800 Nos	14.4
d) Dry Wall (Gypsum) Screws	ZDWS 3516 ZB/ZW	3.5 X 16	Each	1000 Nos	0.97 / 0.99	10000 Nos	9.7 / 9.9
	ZDWS 3519 ZB/ZW	3.5 x 19	Each	1000 Nos	1.1 / 1.03	10000 Nos	11 / 10.3

## Packing Chart

Item	Item Code	Size	Pcs. / Set	Inner Packing		Outer Packing	
				Qty	Weight (kg)	Qty	Weight (kg)
	ZDWS 3525 ZB/ZW	3.5 x 25	Each	1000 Nos	1.35 / 1.25	10000 Nos	13.5 / 12.5
	ZDWS 3532 ZB/ZW	3.5 x 32	Each	500 Nos	0.8 / 0.85	5000 Nos	8 / 8.5
	ZDWS 3535 ZB/ZW	3.5 x 35	Each	500 Nos	0.86 / 0.92	5000 Nos	8.6 / 9.2
	ZDWS 3538 ZB/ZW	3.5 x 38	Each	500 Nos	0.91 / 0.97	5000 Nos	9.1 / 9.7
	ZDWS 3545 ZB	3.5 x 45	Each	500 Nos	1.05	5000 Nos	10.5
	ZDWS 3550 ZB/ZW	3.5 x 50	Each	400 Nos	0.94 / 1.0	4000 N	9.4 / 10
	ZDWS 3560 ZB/ZW	3.5 X 60	Each	300 Nos	0.98 / 1.04	3000 Nos	9.8 / 10.4
	ZDWS 3575 ZB/ZW	3.5 x 75	Each	200 Nos	0.73 / 0.84	2000 Nos	7.33 / 8.40
	ZDWS 4219 ZB/ZW	4.2 x 19	Each	1000 Nos	1.2 / 1.27	10000 Nos	12 / 12.7
	ZDWS 4225 ZB/ZW	4.2 x 25	Each	1000 Nos	1.48 / 1.54	10000 Nos	14.8 / 15.4
	ZDWS 4230 ZB/ZW	4.2 x 30	Each	500 Nos	0.91 / 0.98	5000 Nos	9.1 / 9.8
	ZDWS 4235 ZB/ZW	4.2 x 35	Each	500 Nos	0.94 / 0.96	5000 Nos	9.4 / 9.6
	ZDWS 4245 ZB/ZW	4.2 x 45	Each	500 Nos	1.35 / 1.38	5000 Nos	13.5 / 13.8
	ZDWS 4250 ZB/ZW	4.2 x 50	Each	400 Nos	1.16 / 1.25	4000 Nos	11.6 / 12.50
<b>KITCHEN BASKETS &amp; ACCESSORIES - Stainless Steel &amp; Non Rust</b>							
<b>KITCHEN BASKETS - Plain</b>							
Right Angle Basket - Plain - 15 Series	ZRA-15-16-4	380 X 405 X 100	-	1 Nos	1.5	6 Nos	9
	ZRA-15-16-6	380 X 405 X 150	-	1 Nos	1.9	4 Nos	8.6
	ZRA-15-16-8	380 X 405 X 200	-	1 Nos	2.3	3 Nos	7
	ZRA-15-18-4	380 X 455 X 100	-	1 Nos	1.5	6 Nos	9
	ZRA-15-18-6	380 X 455 X 150	-	1 Nos	2	4 Nos	8
	ZRA-15-18-8	380 X 455 X 200	-	1 Nos	2.3	3 Nos	7
	ZRA-15-20-4	380 X 505 X 100	-	1 Nos	1.56	6 Nos	9.4
	ZRA-15-20-6	380 X 505 X 150	-	1 Nos	2.275	4 Nos	9.1
	ZRA-15-20-8	380 X 505 X 200	-	1 Nos	2.7	3 Nos	8.1
	ZRA-15-22-4	380 X 555 X 100	-	1 Nos	1.55	6 Nos	9.3
	ZRA-15-22-6	380 X 555 X 150	-	1 Nos	2.1	4 Nos	8.4
	ZRA-15-22-8	380 X 555 X 200	-	1 Nos	2.125	3 Nos	6.3
	ZRA-15-24-4	380 X 605 X 100	-	1 Nos	1.66	6 Nos	10
	ZRA-15-24-6	380 X 605 X 150	-	1 Nos	2.3	4 Nos	9.2
ZRA-15-24-8	380 X 605 X 200	-	1 Nos	2.9	3 Nos	8.7	
Right Angle Basket - Plain - 17 Series	ZRA-17-20-4	430 X 505 X 100	-	1 Nos	1.53	6 Nos	9.2
	ZRA-17-20-6	430 X 505 X 150	-	1 Nos	2.225	4 Nos	8.9
	ZRA-17-20-8	430 X 505 X 200	-	1 Nos	2.9	3 Nos	8.7
	ZRA-17-22-4	430 X 555 X 100	-	1 Nos	1.66	6 Nos	10
	ZRA-17-22-6	430 X 555 X 150	-	1 Nos	3.5	4 Nos	14
	ZRA-17-22-8	430 X 555 X 200	-	1 Nos	4.33	3 Nos	13
	ZRA-17-24-4	430 X 605 X 100	-	1 Nos	2	6 Nos	12
	ZRA-17-24-6	430 X 605 X 150	-	1 Nos	3.05	4 Nos	12.2
ZRA-17-24-8	430 X 605 X 200	-	1 Nos	3.66	3 Nos	11	
Right Angle Basket - Plain - 19 Series	ZRA-19-20-4	480 X 505 X 100	-	1 Nos	2	6 Nos	12
	ZRA-19-20-6	480 X 505 X 150	-	1 Nos	2.92	4 Nos	11.7
	ZRA-19-20-8	480 X 505 X 200	-	1 Nos	3.66	3 Nos	11
	ZRA-19-22-4	480 X 555 X 100	-	1 Nos	2.05	6 Nos	12.3
	ZRA-19-22-6	480 X 555 X 150	-	1 Nos	3.15	4 Nos	12.6
	ZRA-19-22-8	480 X 555 X 200	-	1 Nos	4.07	3 Nos	12.2
	ZRA-19-24-4	480 X 605 X 100	-	1 Nos	2.166	6 Nos	13

Item	Item Code	Size	Pcs. / Set	Inner Packing		Outer Packing	
				Qty	Weight (kg)	Qty	Weight (kg)
Right Angle Basket - Plain - 19 Series	ZRA-19-24-6	480 X 605 X 150	-	1 Nos	3.425	4 Nos	13.7
	ZRA-19-24-8	480 X 605 X 200	-	1 Nos	4.75	3 Nos	14.3
Right Angle Basket - Plain - 21 Series	ZRA-21-20-4	530 X 505 X 100	-	1 Nos	2.33	6 Nos	14
	ZRA-21-20-6	530 X 505 X 150	-	1 Nos	3.3	4 Nos	13.2
	ZRA-21-20-8	530 X 505 X 200	-	1 Nos	4.6	3 Nos	13.8
	ZRA-21-22-4	530 X 555 X 100	-	1 Nos	2.3	6 Nos	14
	ZRA-21-22-6	530 X 555 X 150	-	1 Nos	3.55	4 Nos	14.2
	ZRA-21-22-8	530 X 555 X 200	-	1 Nos	4.8	3 Nos	14.6
	ZRA-21-24-4	530 X 605 X 100	-	1 Nos	2.53	6 Nos	15.2
	ZRA-21-24-6	530 X 605 X 150	-	1 Nos	3.85	4 Nos	15.4
ZRA-21-24-8	530 X 605 X 200	-	1 Nos	5.23	3 Nos	15.7	
<b>KITCHEN BASKETS - Cup &amp; Saucer</b>							
Right Angle Cup & Saucer Kitchen Basket - 15 Series	ZRA-15-16-4 CS	380 X 405 X 100	-	1 Nos	1.8	6 Nos	12
	ZRA-15-18-4 CS	380 X 455 X100	-	1 Nos	2.16	6 Nos	13
	ZRA-15-20-4 CS	380 X 505 X100	-	1 Nos	2.3	6 Nos	14
	ZRA-15-22-4 CS	380 X 555 X100	-	1 Nos	2.5	6 Nos	15
	ZRA-15-24-4 CS	380 X 605 X100	-	1 Nos	2.5	6 Nos	15
Right Angle Cup & Saucer Kitchen Basket - 17 Series	ZRA-17-20-4 CS	430 X 505 X 100	-	1 Nos	2.3	6 Nos	14
	ZRA-17-22-4 CS	430 X 555 X 100	-	1 Nos	2.3	6 Nos	14
	ZRA-17-24-4 CS	430 X 605 X 100	-	1 Nos	2.5	6 Nos	15
Right Angle Cup & Saucer Kitchen Basket - 19 Series	ZRA-19-20-4 CS	480 X 505 X 100	-	1 Nos	2.5	6 Nos	15
	ZRA-19-22-4 CS	480 X 555 X 100	-	1 Nos	2.66	6 Nos	16
	ZRA-19-24-4 CS	480 X 605 X 100	-	1 Nos	2.8	6 Nos	17
Right Angle Cup & Saucer Kitchen Basket - 21 Series	ZRA-21-20-4 CS	530 X 505 X 100	-	1 Nos	3	6 Nos	18
	ZRA-21-22-4 CS	530 X 555 X 100	-	1 Nos	3.16	6 Nos	19
	ZRA-21-24-4 CS	530 X 605 X 100	-	1 Nos	3.33	6 Nos	20
<b>KITCHEN BASKETS - PLATE</b>							
Right Angle Plate Kitchen Basket - 15 Series	ZRA-15-16-6 PL	380 X 405 X 150	-	1 Nos	2	4 Nos	8
	ZRA-15-18-6 PL	380 X 455 X 150	-	1 Nos	2.25	4 Nos	9
	ZRA-15-20-6 PL	380 X 505 X 150	-	1 Nos	2.5	4 Nos	10
	ZRA-15-22-6 PL	380 X 555 X 150	-	1 Nos	2.75	4 Nos	11
	ZRA-15-24-6 PL	380 X 605 X 150	-	1 Nos	3	4 Nos	12
Right Angle Plate Kitchen Basket - 17 Series	ZRA-17-20-6 PL	430 X 505 X 150	-	1 Nos	3.25	4 Nos	13
	ZRA-17-22-6 PL	430 X 555 X 150	-	1 Nos	3.375	4 Nos	13.5
	ZRA-17-24-6 PL	430 X 605 X 150	-	1 Nos	3.5	4 Nos	14
Right Angle Plate Kitchen Basket - 19 Series	ZRA-19-20-6 PL	480 X 505 X 150	-	1 Nos	3	4 Nos	12
	ZRA-19-22-6 PL	480 X 555 X 150	-	1 Nos	3.5	4 Nos	14
	ZRA-19-24-6 PL	480 X 605 X 150	-	1 Nos	3.75	4 Nos	15
Right Angle Plate Kitchen Basket - 21 Series	ZRA-21-20-6 PL	530 X 505 X 150	-	1 Nos	4	4 Nos	16
	ZRA-21-22-6 PL	530 X 555 X 150	-	1 Nos	4.125	4 Nos	16.5
	ZRA-21-24-6 PL	530 X 605 X 150	-	1 Nos	4.3	4 Nos	17.2
<b>KITCHEN BASKETS - Thali</b>							
Right Angle Thali Kitchen Basket - 15 Series	ZRA-15-16-8 TH	380 X 405 X 200	-	1 Nos	2.33	3 Nos	7
	ZRA-15-18-8 TH	380 X 455 X 200	-	1 Nos	3	3 Nos	9
	ZRA-15-20-8 TH	380 X 505 X 200	-	1 Nos	3.33	3 Nos	10
	ZRA-15-22-8 TH	380 X 555 X 200	-	1 Nos	3.8	3 Nos	11.4
	ZRA-15-24-8 TH	380 X 605 X 200	-	1 Nos	4	3 Nos	12

## Packing Chart

Item	Item Code	Size	Pcs. / Set	Inner Packing		Outer Packing	
				Qty	Weight (kg)	Qty	Weight (kg)
Right Angle Thali Kitchen Basket - 17 Series	ZRA-17-20-8 TH	430 X 505 X 200	-	1 Nos	4.26	3 Nos	12.8
	ZRA-17-22-8 TH	430 X 555 X 200	-	1 Nos	4.4	3 Nos	13.2
	ZRA-17-24-8 TH	430 X 605 X 200	-	1 Nos	4.7	3 Nos	14.3
Right Angle Thali Kitchen Basket - 19 Series	ZRA-19-20-8 TH	480 X 505 X 200	-	1 Nos	5	3 Nos	15.2
	ZRA-19-22-8 TH	480 X 555 X 200	-	1 Nos	5.26	3 Nos	15.8
	ZRA-19-24-8 TH	480 X 605 X 200	-	1 Nos	5.4	3 Nos	16.3
Right Angle Thali Kitchen Basket - 21 Series	ZRA-21-20-8 TH	530 X 505 X 200	-	1 Nos	5.7	3 Nos	17.2
	ZRA-21-22-8 TH	530 X 555 X 200	-	1 Nos	5.9	3 Nos	17.8
	ZRA-21-24-8 TH	530 X 605 X 200	-	1 Nos	6.33	3 Nos	19
<b>KITCHEN BASKETS - Half Bottle Rack</b>							
Right Angle Half Bottle Rack	ZRA-15-20-6 HBR	380 X 505 X 150	-	1 Nos	2.5	4 Nos	10
	ZRA-17-20-6 HBR	430 X 505 X 150	-	1 Nos	2.65	4 Nos	10.6
	ZRA-19-20-6 HBR	480 X 505 X 150	-	1 Nos	2.8	4 Nos	11.2
<b>KITCHEN BASKETS - Cutlery</b>							
Right Angle Cutlery Kitchen Basket - 15 Series	ZRA-15-20-4 CT	380 X 505 X 100	-	1 Nos	2.5	6 Nos	15
	ZRA-15-22-4 CT	380 X 555 X 100	-	1 Nos	2.6	6 Nos	15.4
	ZRA-15-24-4 CT	380 X 605 X 100	-	1 Nos	2.66	6 Nos	16
Right Angle Cutlery Kitchen Basket - 17 Series	ZRA-17-20-4 CT	430 X 505 X 100	-	1 Nos	2.75	6 Nos	16.5
	ZRA-17-22-4 CT	430 X 555 X 100	-	1 Nos	2.83	6 Nos	17
	ZRA-17-24-4 CT	430 X 605 X 100	-	1 Nos	2.8	6 Nos	17.3
Right Angle Cutlery Kitchen Basket -19 Series	ZRA-19-20-4 CT	480 X 505 X 100	-	1 Nos	2.9	6 Nos	17.8
	ZRA-19-22-4 CT	480 X 555 X 100	-	1 Nos	3	6 Nos	18.2
	ZRA-19-24-4 CT	480 X 605 X 100	-	1 Nos	3.11	6 Nos	18.7
Right Angle Cutlery Kitchen Basket - 21 Series	ZRA-21-20-4 CT	530 X 505 X 100	-	1 Nos	3.2	6 Nos	19.4
	ZRA-21-22-4 CT	530 X 555 X 100	-	1 Nos	3.4	6 Nos	20.4
	ZRA-21-24-4 CT	530 X 605 X 100	-	1 Nos	3.7	6 Nos	22.2
Right Angle Cutlery Kitchen Basket - Eco	ZRA-15-20-4 CT E	380 X 505 X 100	-	1 Nos	2.4	6 Nos	14.9
	ZRA-17-20-4 CT E	430 X 505 X 100	-	1 Nos	2.8	6 Nos	16.8
	ZRA-19-20-4 CT E	480 X 505 X 100	-	1 Nos	2.8	6 Nos	17.2
	ZRA-21-20-4 CT E	530 X 505 X 100	-	1 Nos	3	6 Nos	18.2
<b>KITCHEN BASKETS - Utensil</b>							
Right Angle Kitchen Utensil Basket -20 Series	ZRA-20-18-5 UB	500 X 455 X 135	-	1 Nos	3.7	3 Nos	11.3
	ZRA-20-20-5 UB	500 X 505 X 135	-	1 Nos	3.8	3 Nos	11.6
Right Angle Kitchen Utensil Basket - 24 Series	ZRA-24-18-5 UB	600 X 455 X 135	-	1 Nos	4.4	3 Nos	13.2
	ZRA-24-20-5 UB	600 X 505 X 135	-	1 Nos	4.7	3 Nos	14.2
Right Angle Kitchen Utensil Basket - 28 Series	ZRA-28-18-5 UB	700 X 455 X 135	-	1 Nos	5.4	3 Nos	16.3
	ZRA-28-20-5 UB	700 X 505 X 135	-	1 Nos	5.6	3 Nos	16.8
Right Angle Kitchen Utensil Basket - 32 Series	ZRA-32-18-5 UB	800 X 455 X 135	-	1 Nos	6.1	3 Nos	18.3
	ZRA-32-20-5 UB	800 X 505 X 135	-	1 Nos	6.2	3 Nos	18.7
<b>DINNER SET BASKET</b>							
Dinner Set Basket	ZDSB 24-20-6	610 X 505 X 150	-	1 Nos	4.6	3 Nos	14
	ZDSB 28-20-6	710 X 505 X 150	-	1 Nos	5.33	3 Nos	16
	ZDSB 32-20-6	810 X 505 X 150	-	1 Nos	6	3 Nos	18
<b>KITCHEN GRAIN DRAWER</b>							
Kitchen Grain Drawer	ZKGD 16-20-14	405 X 505 X 350	-	0	0	1	4.1
	ZKGD 16-22-14	405 X 555 X 350	-	0	0	1	4.5
	ZKGD 20-20-14	500 X 500 X 350	-	0	0	1	5

Item	Item Code	Size	Pcs. / Set	Inner Packing		Outer Packing	
				Qty	Weight (kg)	Qty	Weight (kg)
<b>KITCHEN GLASS RACK / PLATE RACK / DRIP TRAY</b>							
Kitchen Glass Rack	ZGR 22-10	559 X 255 X 47	-	1 Nos	1.4	5 Nos	7
	ZGR 24-10	595 X 255 X 47	-	1 Nos	1.5	5 Nos	7.9
	ZGR 28-10	705 X 255 X 47	-	1 Nos	1.6	5 Nos	8.4
	ZGR 30-10	755 X 255 X 47	-	1 Nos	1.9	5 Nos	9.9
	ZGR 34-10	855 X 255 X 47	-	1 Nos	2.3	5 Nos	11.6
Kitchen Plate Rack	ZPR 22-10	559 X 255 X 91	-	1 Nos	1.5	6 Nos	9
	ZPR 24-10	595 X 255 X 91	-	1 Nos	1.9	6 Nos	11.4
	ZPR 28-10	705 X 255 X 91	-	1 Nos	3.7	3 Nos	11.2
	ZPR 30-10	775 X 255 X 91	-	1 Nos	3.8	3 Nos	11.4
	ZPR 34-10	855 X 255 X 91	-	1 Nos	3.9	3 Nos	11.8
Kitchen Drip Tray (w/o Rod Support & Anchors)	ZDT 22-10E	534 x 243	Each	1 Nos	1.4	5 Nos	7.2
	ZDT 24-10E	580 x 243	Each	1 Nos	1.5	5 Nos	7.9
	ZDT 28-10E	690 x 243	Each	1 Nos	1.6	5 Nos	8.4
	ZDT 30-10E	740 x 243	Each	1 Nos	1.7	5 Nos	8.7
	ZDT 34-10E	840 x 243	Each	1 Nos	1.9	5 Nos	9.8
Slim Pullout - SS Soft Close	SPOSC2 - 100	100 x 506 x 525					
	SPOSC2 - 150	150 x 506 x 525					
	SPOSC2 - 200	200 x 506 x 525					
Side Pullout Holder	ZSPH 16-23	400 X 580	-	1 Nos	1.5	10 Nos	15
	ZSPH 20-19	500 X 480	-	1 Nos	1.8	10 Nos	18
	ZSPH 20-23	500 X 580	-	1 Nos	2	10 Nos	20
	ZSPH 22-23	550 X 580	-	1 Nos	2.1	10 Nos	21.5
	ZSPH 24-23	600 X 580	-	1 Nos	2.34	10 Nos	23.4
Side Pullout Basket	ZRA 4-16-3 SPB	100 X 405 X 75	-	1 Nos	0.40	20 Nos	8.3
	ZRA 6-16-3 SPB	150 X 405 X 75	-	1 Nos	0.830	10 Nos	8.3
	ZRA 8-16-3 SPB	200 X 405 X 75	-	1 Nos	0.850	10 Nos	8.5
	ZRA 4-20-3 SPB	100 X 505 X 75	-	1 Nos	0.650	20 Nos	13
	ZRA 6-20-3 SPB	150 X 505 X 75	-	1 Nos	1.300	10 Nos	13
	ZRA 8-20-3 SPB	200 X 505 X 75	-	1 Nos	1.400	10 Nos	14
	ZRA 4-22-3 SPB	100 X 555 X 75	-	1 Nos	0.710	20 Nos	14.2
	ZRA 6-22-3 SPB	150 X 555 X 75	-	1 Nos	1.1	10 Nos	11
	ZRA 8-22-3 SPB	200 X 555 X 75	-	1 Nos	1.15	10 Nos	11.5
	ZRA 4-24-3 SPB	100 X 605 X 75	-	1 Nos	0.720	20 Nos	14.4
	ZRA 6-24-3 SPB	150 X 605 X 75	-	1 Nos	1.16	10 Nos	11.6
ZRA 8-24-3 SPB	200 X 605 X 75	-	1 Nos	1.18	10 Nos	11.8	
Side Pullout Frameless 2 Tier	ZSPOB 4-20-17D	100 X 505 X 432	-	1 Nos	1.8	6 Nos	11
	ZSPOB 6-20-17D	150 X 505 X 432	-	1 Nos	2.6	4 Nos	10.5
	ZSPOB 8-20-17D	200 X 505 X 432	-	1 Nos	3.1	3 Nos	9.5
Side Pullout Frameless 3 Tier	ZSPOB 4-20-21T	100 X 505 X 533	-	1 Nos	2	6 Nos	12.3
	ZSPOB 6-20-21T	150 X 505 X 533	-	1 Nos	2.75	4 Nos	11
	ZSPOB 8-20-21T	200 X 505 X 533	-	1 Nos	3.5	3 Nos	10.5
Kitchen Carrousel Unit 650 mm - Wire	ZKC26W	Ø650	Set of 2	1 Set	3.2	1 Set	7
Kitchen Carrousel Unit 750 mm - Wire	ZKC30W	Ø750	Set of 2	1 Set	3.55	1 Set	7.8
Kitchen 'D' Tray	ZKDT-30	400 x 750 x 100	Set of 2	1 Set	2.44	1 Set	5.4
Kitchen Counter Utility Trolley Basket (2 tier)	ZUT 15-12-15	376 x 300 x 375	Each	1 Nos	2.3	2 Nos	4.6
Kitchen Utility Trolley Basket (3 tier)	ZUT 15-12-24	376 x 300 x 600	Each	1 Nos	3.6	2 Nos	7.2

