



KAFF

Appliances of wellness



CORPORATE DISPLAY



New



SKYVENT 110 (Ceiling mounted)

- Elegant design with Premium white glass finish
- Perimeter suction for clean and odour free environment
- Timer function for automatic shut off
- Remote control for maximum ease of operation
- Mechanical Controls with digital display
- Energy efficient LED Lights 4 x 2.5 W
- 5 layer aluminium filters
- Noise Level : 69 dBA(max)
- Designed Max Airflow (upto): 1250 Nm³/h
- Air Outlet - 150mm
- Size : 1100 cm

Cooker Hoods (Island)



TOWNSVILLE 90 (IS)

- Advanced downdraft technology
- Black tempered front glass
- Stainless steel frame
- 4 Speed with LED sensor touch
- Aluminum filter
- Conveyor - PDCA
- Double ball bearing system
- Designed max airflow (upto): 1200 Nm³/h
- Size: 90 cm



OPEC DHC 90 SS (IS)

- Dry Heat Auto Clean Technology
- 9-Speed Touch Controls
- Both Side Operational with Gesture Motion
- Front Panel with Black Glass
- 8mm Thick Light Dark Tempered Curved Glass
- BLDC Motor with Powerful Airflow
- Stainless Steel Finish
- Heavy Duty Baffle Filter
- Designed max airflow (upto): 1200 Nm³/h
- Size : 90cm



OPEC DHC 90 Blk (IS)

- Dry Heat Auto Clean Technology
- 9-Speed Touch Controls
- Both Side Operational with Gesture Motion
- Front Panel with Black Glass
- 8mm Thick Light Dark Tempered Curved Glass
- BLDC Motor with Powerful Airflow
- Matte Black Finish
- Heavy Duty Baffle Filter
- Designed max airflow (upto): 1200 Nm³/h
- Size : 90cm



FLORA TWIN DX (ISLAND) 120

- Unique Twin Cylinder Design
- Stainless Steel Finish
- Soft Push Controls
- Stainless Steel Filter
- Conveyor – Metallic
- Clear Tempered Glass
- Double Ball Bearing System
- Designed Max Airflow (upto): 1000 Nm³/h + 1000 Nm³/h
- Size : 120 cm



VISTOSI LX DHC 90 (IS)

- Dry Heat Auto Clean Technology
- New Artful Design
- Backlit Front Glass with Premium Brushed Silver Finish
- Thermostatic Touch Control
- Heavy Duty Baffle Filters
- Optimal Airborne Grease Control Zone
- Metal Blower + Metal housing
- Designed Max Airflow (upto): 1000 Nm³/h
- Size : 90 cm



CANARY BF DHC 90 (IS)

- Dry Heat Auto Clean Technology
- Stainless Steel Finish With Round Edges
- Front Panel with Black Glass
- Touch Controls with Digital Display
- Heavy Duty Baffle Filter
- Both Side Operated
- Metal Blower and Metal Housing
- Oil Collector
- Designed Max Airflow (upto): 1200 Nm³/h
- Size: 90 cm



Powerful Airflow



Energy Saving LED Lights



Low Noise Level



Filter-less Cooker Hoods with Dry Heat Auto Clean Technology



AIRFRAME DHC 90
AIRFRAME SM DHC 90 (with Smoke Sensor)

- BLDC Motor with Powerful Airflow
- Black Matte Finish
- Front Panel with Black Glass
- Gesture Motion with 9 Speed Control
- Touch Controls with Digital Display
- Metal Blower and Metal Housing
- Copper Winding Motor
- Designed Air Flow (max): 1180 Nm³/h
- Size: 90cm



ELECTRA DHC 90 SS

- Front black Glass Panel
- Touch control panel with 3 Speed Gesture Motion
- Black Glass on Hood with Back lit insignia
- Multi dimensional Extraction System
- Matt Black Vent and Oil Collector
- Copper winding Motor
- Designed max airflow (upto): 1180Nm³ /h
- Size: 90cm



ELECTRA DHC 90 Blk

- Front black Glass Panel
- Touch control panel with 3 Speed Gesture Motion
- Black Glass on Hood with Back lit insignia
- Multi dimensional Extraction System
- Matt Black Vent and Oil Collector
- Copper winding Motor
- Designed max airflow (upto): 1180Nm³ /h
- Size: 90cm



FALMARC DHC 90 A (Automatic)

- Unique Designed with Black Tempered Glass
- Gesture / Touch Controls with Digital Display
- Automatic Glass Opening Vent System
- Stainless Steel Oil Collector
- With Special Noise Reducer
- Double Ball Bearing System
- Dual Vent Suction
- Fully Concealed Motor (Copper)
- Designed Max Airflow (upto): 1350 Nm³/h
- Size: 90 cm



NOBELO TX DHC 90

- Black Tempered Glass
- 3 Speed Gesture Control
- Powerful twin concealed motor (90cm)
- Automatic Open Glass Panel
- Low Maintenance
- Designed Max Airflow (upto) : (90cm): 670 +670 (1340) Nm³/h
- Size : 60 cm



NOBELO LX DHC 60/75

- Black Tempered Glass
- 3 Speed Gesture Control
- Fully Concealed Motor
- Large Oil Collector
- Automatic Open Glass Panel
- Low Maintenance
- Designed Max Airflow (upto) : 1250 Nm³/h
- Size : 60/75 cm



Filter-less Technology



Dry Heat Auto Clean Technology



Powerful Airflow



Energy Saving LED Lights



Oil Collector



Low Noise Level



ALBURY DHC 60/75

- Front Black Glass with Clock Display
- Thermostatic Touch Panel with 3 Speed Gesture Control
- Clock Display
- Wider Chamber Entrance
- Power Full Concealed Motor
- Black Oil Collector
- Automatic Open Glass Panel
- Designed Max Airflow (Upto): 1280 Nm³/h
- Size : 60cm/75cm



ALBURY DHC 90

- Power Full Twin Concealed Motor
- Front Black Glass
- Thermostatic Touch Panel with 3 Speed Gesture Control
- Clock Display
- Stainless Steel Oil Collector
- Automatic Open Glass Panel
- Designed Max Airflow (upto): 710 +710 Nm³/h (1420)
- Size : 90cm



VIOLA DX DHC 90

- Front Glass in Premium Copper and Black Finish
- Thermostatic Touch Control
- Stainless Steel Oil Collector
- Optimal Airborne Grease Control Zone
- 4 Dimensional Extraction System
- Metal Blower + Metal Housing
- Designed Max Airflow (upto): 1250 m³/h
- Size: 90cm



VASCO DHC 60/75/90

- Thermostatic Touch Control Panel with 3 Speed Gesture Motion
- Matt Black Finish
- Motor with Copper Winding
- Black Glass Clad Hood with LED Insignia
- Front Panel with Black Glass
- Metal Blower + Metal Housing
- Designed Air Flow (max): 1250 Nm³/h
- Size: 60/75/90 cm



CASTO DX DHC 60

- Thermostatic Touch Control Panel with 3 Speed Gesture Motion
- Matt Black Finish
- Black Metal Oil Collector
- Motor with Copper Winding
- Black Glass Clad Hood with LED Insignia
- Front Panel with Black Glass
- Designed Air Flow (max): 1250 Nm³/h
- Size: 60 cm



CASTO DHC 75

- Thermostatic Touch Control Panel with 3 Speed Gesture Motion
- Multi dimension extraction system
- Motor with Copper Winding
- Black Glass Clad Hood with LED Insignia
- Matt Black finish
- Front Panel with Black Glass
- Designed Air Flow (max): 1250 Nm³/h
- Size : 75 cm



HAWK DHC 60

- Automatic Slide Open Glass Panel
- Front Black Tempered Glass with Black Matt Finish
- Thermostatic Touch Panel with Gesture Control
- Power Full Concealed Copper Motor
- Metal Blower + Metal Housing
- Designed Max Airflow (upto): 1180 Nm³/h
- Size: 60cm



LYRA DHC 60/75

- Black Curved Glass Fascia with Matt Black Hood
- Thermostatic Touch Panel with Gesture Control
- Motorized Vent Opening System
- Black Finish Oil Collector
- Optimal Airborne Grease Control Zone
- Metal Blower and Metal Housing
- Designed Max Airflow (upto): 1250 Nm³/h
- Size: 60cm/75cm



ROVER DHC 60

- Thermostatic Touch Control Panel with 3 Speed Gesture Control
- Stainless Steel Oil Collector
- Matt Black Finish
- Black Curved Tempered Glass
- Front Panel with Black Glass
- Digital Display
- Designed Max Air flow (upto): 1180 Nm³/h
- Size: 60cm



Filter-less
Technology



Dry Heat Auto Clean
Technology



Powerful
Airflow



Energy Saving
LED Lights



Oil
Collector



Low Noise
Level



STELLA DHC 90 SS

- Thermostatic Touch Control Panel with 3 Speed Gesture Control
- Stainless Steel Finish
- Black Curved Tempered Glass
- Front Panel with Black Glass
- Digital Display
- Designed Max Air flow (upto): 1180 Nm³/h
- Size: 60cm



STELLA DHC 90 BS

- Thermostatic Touch Control Panel with 3 Speed Gesture Control
- Matt Black Finish
- Black Curved Tempered Glass
- Front Panel with Black Glass
- Digital Display
- Designed Max Air flow (upto): 1180 Nm³/h
- Size: 60cm



TANNIC DHC 60

- Thermostatic Touch Control Panel with 3 Speed Gesture Control
- 3 Dimensional Extraction System
- Matt Black Finish
- Black Curved Tempered Glass
- Front Panel with Black Glass
- Digital Display
- Designed Max Air flow (upto): 1080 Nm³/h
- Size: 60cm



SIRIO DHC 60/75/90

- Touch Control Panel with 3 speed Gesture motion
- Multi-Dimensional Extraction System
- Matt black finish
- Front Black Glass panel with Digital Display
- Matt Black Vent and Oil Collector
- Copper Winding Motor
- Designed Max Airflow (upto): 1180 Nm³/h
- Size: 60/75/90cm



SIRIO DHC SS 60

- Touch Control Panel with 3 speed Gesture motion
- Multi-Dimensional Extraction System
- Matt black finish
- Front Black Glass panel with Digital Display
- Stainless steel Vent and Oil Collector
- Copper Winding Motor
- Designed Max Airflow (upto): 1180 Nm³/h
- Size: 60cm



Filter-less Technology



Dry Heat Auto Clean Technology



Powerful Airflow



Energy Saving LED Lights



Oil Collector



Low Noise Level



Cooker Hoods with Dry Heat Auto Clean Technology



CANARY BF DHC 90

- Stainless steel finish with round edges
- Front panel with black glass
- Touch control with digital display
- Heavy duty baffle filters
- Double ball bearing system
- Designed max Airflow (upto): 1200 Nm³/h
- Size : 90 cm



PRIMA TX DHC 60/75/90

- Heavy Duty Baffle filter
- Front panel with black glass
- 3 speed touch controls
- Digital display
- Designed Maximum Airflow (upto): 1200 Nm³/h
- Size: 60/75/90 cm



MARINA DHC 60/90

- Front Black Glass panel with Soft Push Control
- Curved Tempered Glass
- Black Matte Finish
- Matt Black Vent and Oil Collector
- Multi-Dimensional Extraction System
- Metal Blower + Metal Housing
- Copper Winding Motor
- Designed Max Airflow (upto): 1080 Nm³/h
- Size: 60/90cm



LIZ DHC 60

- Matt Black Rust Free Coating
- Front Panel with Black Glass
- Black Tempered Curved Glass
- Energy Saving Frosted LED Light
- Heavy Duty Baffle Filter
- Touch Control with Digital Display
- 3 Speed Touch Control
- Designed Max Airflow (upto) 1150 Nm³/h
- Size: 60cm



LIZ DHC 90

- Matt Black Rust Free Coating
- Black curved tempered glass
- Touch control with digital display
- Heavy duty SS baffle filter
- Metal Blower and Metal Housing
- Oil Collector
- Designed Max Airflow (Upto): 1250 Nm³/h
- Size : 90cm



SIGMA DHC 60

- Heavy Duty Baffle Filters
- Matt Black Finish
- Touch Control Panel with 3 speed Gesture Motion
- Black Front Glass with Dotted Pattern
- Front Panel with Black Glass
- Black Curved Tempered Glass
- Designed Max Air Flow (upto): 1250 Nm³/h
- Size: 60cm



Filter-less Technology



Dry Heat Auto Clean Technology



Powerful Airflow



Energy Saving LED Lights



Oil Collector



Low Noise Level



OPEC TX DHC 60/70/90

- Front Panel with Black Glass
- Curved Tempered Glass
- Touch Controls with Digital Display
- Heavy Duty Baffle Filter
- Oil Collector
- Designed Air Flow (max): 1180 Nm³/h
- Size : 60/70/90 cm



ESTAL DHC 75 Black/Grey

- Stainless Steel Front Panel
- With Black / Grey Glass on Side Panel
- Soft Push Controls
- Stainless Steel Oil Collector
- Double Ball Bearing System
- Heavy Duty Baffle Filter
- Designed Max Airflow (upto) : 1180 Nm³/h
- Size : 75cm

Super Noise Reducer



NR-150

- Noise reducer
- Suitable for 147mm dia
- Dimension:**
- 201mm (w) x 201mm(d) x 401mm(h)



ELBAA BF DHC 60 BL

- Heavy Duty Baffle Filter
- Matt Black Finish
- Soft Push Controls
- Normal Light
- Designed Max Air Flow : 1080 Nm³/h
- Size : 60cm



VITO DHC 60

- Heavy Duty Baffle Filter
- Touch Control Panel with 3 speed Gesture Motion
- Black Glass Clad Hood with LED Insignia
- Motor with Copper Winding
- Front Panel with Black Glass
- Digital display
- Designed Air Flow (max): 1180 Nm³/h
- Size : 60 cm

Louvre for exterior use



FC 100A (Size: 4")

FC 150A (Size: 6")

ABS material • Suitable for outdoor off-white finish



Dry Heat Auto Clean Technology



Powerful Airflow



Energy Saving LED Lights



Oil Collector



Low Noise Level

Cooker Hoods Essential Range



MAX BF 60

- Heavy Duty Single Baffle Filter in Black Finish
- Matt Black Rust Free Coating
- Soft Push Button Control
- Curved Tempered Glass
- Designed Max Airflow: 1000Nm³/h
- Size: 60cm



NOVA TC 60

- Full Black Tempered Glass Finish
- Soft Touch Controls
- Energy Saving LED Light
- Aluminium Filter
- Designed Max Airflow – 1080 Nm³/h
- Size : 60 cm



NOVA SV 60

- Full Black Tempered Glass Finish
- Matt black rust free coating
- 'O' Touch Control with LED display
- Timer function
- Aluminium Filter
- Designed Max Airflow – 1000 Nm³/h
- Size : 60 cm



JIFF 60

- Full Black Tempered Glass Finish
- Unique louvered design 3 glass panel
- Matt black rust free coating
- Push Button Control
- Aluminium Filter
- Designed Max Airflow – 1000 Nm³/h
- Size : 60 cm



MEL LX BF 60

- Full Black Tempered Glass Finish
- Unique louvered design 3 glass panel
- Matt black rust free coating
- Push Button Control
- Aluminium Filter
- Designed Max Airflow – 1000 Nm³/h
- Size : 60 cm



BASE LX 60 BLK

- Heavy Duty Baffle Filter
- Black Matt Finish
- Three Speed Push Controls
- Motor with Copper Winding
- Designed Max Airflow – 1025 Nm³/h
- Size : 60cm



BASE LX 60 SS

- Aluminum Filter
- Stainless Steel Finish
- Soft Push Controls
- Normal Light
- Designed Max Air Flow : 700 Nm³/h
- Size : 60cm



EXPO MX 60

- Black Finish
- Soft Push Controls
- Normal Light
- Aluminium Filter
- Designed Max Airflow – 500 Nm³/h
- Size: 60cm



THEME MX 60

- Black Finish
- Soft Push Controls
- Normal Light
- Aluminium Filter
- Designed Max Airflow – 500 Nm³/h
- Size: 60cm



Dry Heat Auto Clean
Technology



Powerful
Airflow



Energy Saving
LED Lights



Oil
Collector



Low Noise
Level

Built-in Induction Hobs



IND 32

- 2 ZONE (FLEXI ZONE) Induction Hob
- Flex zone technology
- Schott glass
- Power boost
- Bar-be-que function
- Timer (min): 99
- Power levels: 9
- LED display
- Auto switch off safety
- Temperature limiter
- Automatic pan detection
- Spillage protection
- Overheat detection
- Smart touch control panel
- Residual heat indicator
- Timer control
- Easy clean surface
- Child lock
- Easy cleaning surface
- Grill pan (optional Accessories) Available separately



INDHP

- Grill pan (optional accessories) for induction hob
- Cast iron for even heat distribution and retention
- Pre-seasoned and ready to use
- Suitable for all cooking surfaces
- Integrated side handles.

BUILT-IN BAR-BE-QUE



BBQ 3

- Built-in bar-be-que
- Grate
- Tray
- Lava stone
- Power indicator lamp
- Mechanical knob
- Heating element
- Cooking zone : 1 zone
- Supply voltage / frequency – 220-240v-50-60hz
- Total power -2000W





Built-in Hobs



MSM 104

- 4 full brass high efficiency burners with flame failure device
- 1 big triple ring burner, 1 mini triple ring burner, 2 dual ring burners
- Brass flame spreader +brass burner cap coated in black
- Auto electric ignition
- Size : 100cm



MSM 865

- 5 full brass high efficiency burners with flame failure device
- 1 big triple ring burner, 2 mini triple ring burner, 2 dual ring burners
- Brass flame spreader +brass burner cap coated in black
- Auto electric ignition
- Size : 86cm



MSM 804

- 4 full brass high efficiency burners with flame failure device
- 1 big triple ring burner, 1 mini triple ring burner, 2 dual ring burners
- Brass flame spreader +brass burner cap coated in black
- Auto electric ignition
- Size : 80cm



MSM 783

- 3 full brass high efficiency burners with flame failure device
- 1 big triple ring burner, 1 mini triple ring burner, 1 dual ring burners
- Brass flame spreader +brass burner cap coated in black
- Auto electric ignition
- Size : 78cm



MSM 604

- 4 full brass high efficiency burners with flame failure device
- 1 big triple ring burner, 1 mini triple ring burner, 2 dual ring burners
- Brass flame spreader +brass burner cap coated in black
- Auto electric ignition
- Size : 60cm



Full brass high efficiency burners with FFD



Ergonomic designer metal knob



Decorative s steel moulded strip on all side for edge protection



Heavy duty cast iron pan support with integrated flame protector



Special designed frosted black tempered glass (8mm Thick)



SERIES
Bellini-F
with Full Flame Failure Device

Built-in Hobs



BLHF 100 (Black/ White)

- 4 full brass high efficiency burners with flame failure device
- 1 big triple ring burner, 1 mini triple ring burner, 2 dual ring burners
- Auto Electric Ignition
- Size : 100cm



BLHF 865
BLH 865

- 5 full brass high efficiency burners with flame failure device
- 1 big triple ring burner, 2 mini triple ring burner, 2 dual ring burners
- Auto Electric Ignition
- Size : 86cm



BLHF 804 (Black)
BLH 804 (Black)

- 4 full brass high efficiency burners with flame failure device
- 1 big triple ring burner, 1 mini triple ring burner, 2 dual ring burners
- Auto Electric Ignition
- Size : 80cm



BLHF 783

- 3 full brass high efficiency burners with flame failure device
- 1 big triple ring burner, 1 mini triple ring burner, 1 dual ring burners
- Auto Electric Ignition
- Size : 78cm



BLHF 784

- 4 full brass high efficiency burners with flame failure device
- 1 big triple ring burner, 1 mini triple ring burner, 2 dual ring burners
- Auto Electric Ignition
- Size : 78cm



BLHF 604

- 4 full brass high efficiency burners with flame failure device
- 1 big triple ring burner, 1 mini triple ring burner, 2 dual ring burners
- Auto Electric Ignition
- Size : 60cm



BLH 603

- 4 full brass high efficiency burners with flame failure device
- 1 big triple ring burner, 1 mini triple ring burner, 2 dual ring burners
- Auto Electric Ignition
- Size : 60cm



BLHF 302

- 2 full brass high efficiency burners with flame failure device
- 1 mini triple ring burner, 1 dual ring burners
- Auto Electric Ignition
- Size : 30cm



Full brass high efficiency burners with FFD



Ergonomic designer metal knob



Decorative s steel moulded strip on all side for edge protection



Heavy duty cast iron pan support with integrated flame protector



Special designed black/white tempered glass (8mm Thick)



SERIES
Milano-x

Built-in Hobs



MFBX 764

- 4 full brass burners
- 1 Big Triple Ring Burner with Flame failure, Device, 1 Small Triple Ring Burner, 1 Dual Ring Burner, 1 Mini Ring Burner
- Brass burner cap coated in black + brass flame spreader
- Auto electric ignition
- Size : 76cm



MFBX 763

- 3 full brass burners
- 1 Big Triple Ring Burner with Flame failure, Device, 1 Small Triple Ring Burner, 1 Dual Ring Burner,
- Brass burner cap coated in black + brass flame spreader
- Auto electric ignition
- Size : 76cm



MFBX 604

- 4 full brass burners
- 1 Big Triple Ring Burner with Flame failure, Device, 1 Small Triple Ring Burner, 1 Dual Ring Burner, 1 Mini Ring Burner
- Brass burner cap coated in black + brass flame spreader
- Auto electric ignition
- Size : 60cm



MFBX 603

- 3 full brass burners
- 1 Big Triple Ring Burner with Flame failure Device, 1 Small Triple Ring Burner, 1 Dual Ring Burner,
- Brass burner cap coated in black + brass flame spreader
- Auto electric ignition
- Size : 60cm



Full brass burners



Designer metal knobs



Black tempered glass with bevelled edges (8mm thick)



Heavy duty cast iron pan Support customized for Indian utensils



Series
NOVARA

Built-in Hobs



NVH 804

- New Design high efficiency 4 full brass burners
- 1 big triple ring burner with Flame failure device, 1 mini triple ring burner, 2 dual ring burners
- Drip tray black coated
- Auto electric ignition
- Size : 80cm



NVH 783

- New Design high efficiency 3 full brass burners
- 1 big triple ring burner with Flame failure device, 1 mini triple ring burner, 1 dual ring burners
- Drip tray black coated
- Auto electric ignition
- Size : 78cm



NVH 604

- New Design high efficiency 3 full brass burners
- 1 big triple ring burner with Flame failure device, 1 mini triple ring burner, 2 dual ring burners
- Drip tray black coated
- Auto electric ignition
- Size : 60cm



NVH 603

- New Design high efficiency 3 full brass burners
- 1 big triple ring burner with Flame failure device, 1 mini triple ring burner, 1 dual ring burners
- Drip tray black coated
- Auto electric ignition
- Size : 60cm



New design high efficiency full brass burners



Designer metal knobs



Black tempered glass with Unique dotted design (8mm thick)



Heavy duty cast iron pan Support customized for Indian utensils



SERIES
ALTON

Built-in Hobs



ALNF 865
ALN 865

- 5 High Efficiency Heavy Duty Brass Burners Coated in Black
- 1 Big Triple Ring Burner, 2 Triple Ring Burner, 2 Dual Ring Burners
- Matt black finish/S. Steel Drip Tray
- Auto Electric Ignition
- Size : 86cm



ALNF 784
ALN 784

- 4 High Efficiency Heavy Duty Brass Burners Coated in Black
- 2 Triple Ring Burner, 2 Dual Ring Burners
- Matt black finish/S. Steel Drip Tray
- Auto Electric Ignition
- Size : 78cm



ALNF 783
ALN 783

- 4 High Efficiency Heavy Duty Brass Burners Coated in Black
- 2 Triple Ring Burner, 1 Dual Ring Burners
- Matt black finish/S. Steel Drip Tray
- Auto Electric Ignition
- Size : 78cm



ALNF 604
ALN 604

- 4 High Efficiency Heavy Duty Brass Burners Coated in Black
- 2 Triple Ring Burner, 2 Dual Ring Burners
- Matt black finish/S. Steel Drip Tray
- Auto Electric Ignition
- Size : 60cm


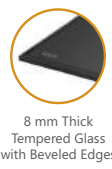




ALNF 603
ALN 603

- 4 High Efficiency Heavy Duty Brass Burners Coated in Black
- 1 Triple Ring Burner, 2 Dual Ring Burners
- Matt black finish/S. Steel Drip Tray
- Auto Electric Ignition
- Size : 60cm



ALNF : All Burners with flame failure device • Matt black finish drip tray
ALN : One Burner with flame failure device • Stainless Steel drip tray



SERIES
Versa

Built-in Hobs



VRH 784

- 4 Brass Burners with 2 Triple Ring Burner, 2 Dual Ring Burner
- Auto Ignition
- Stainless Steel Drip Tray
- Burners Coated in Black
- Size : 78cm




VRH 783

- 3 Brass Burners With 2 Triple Ring Burner, 1 Dual Ring Burner
- Auto Ignition
- Stainless Steel Drip Tray
- Burners Coated in Black
- Size : 78cm



VRH 604

- 4 Brass Burners with 2 Triple Ring Burner, 2 Dual Ring Burner
- Auto Ignition
- Stainless Steel Drip Tray
- Burners Coated in Black
- Size: 60cm



VRH 603

- 3 Brass Burners With 1 Big Triple Ring Burner, 2 Dual Ring Burner
- Auto Ignition
- Stainless Steel Drip Tray
- Burners Coated in Black
- Size: 60cm



Brass Burners



Metal Knob



8 mm Thick Tempered Glass with Beveled Edges



Matt Enameled Pan Support

SERIES
HBR



HBR 804 A

- 4 Brass Burners with 2 Triple Ring and 2 Dual Ring Burner
- Auto Electric Ignition
- Stainless Steel Dip Tray
- Size 80 cm



HBR 784C

- 4 Brass Burners with 2 Triple Ring and 2 Dual Ring Burner
- Auto Electric Ignition
- Stainless Steel Dip Tray
- Easy Grip Knobs
- Size 78 cm



HBR 783B

- 3 Brass Burners with 2 Triple Ring and 1 Dual Ring Burner
- Auto Electric Ignition
- Stainless Steel Dip Tray
- Size 78 cm



HBR 604A

- 4 Brass Burners with 2 Triple Ring and 2 Dual Ring Burner
- Auto Electric Ignition
- Stainless Steel Dip Tray
- Size 60 cm



HBR 603B


- 3 Brass Burners with 2 Triple Ring and 1 Dual Ring Burner
- Auto Electric Ignition
- Stainless Steel Dip Tray
- Size 60 cm



Brass Burners Coated in black



Ergonomic Easy Grip Metal knobs



8 mm Thick Tempered Glass



Matt Enameled Pan Support

SERIES
FBB



FBB 783

- 3 Full Brass Burner Hob with 2 Triple Ring Burner and 1 Dual Ring Burner
- Stainless Steel Drip Tray
- Auto Electric Ignition
- Size: 78cm



FBB 604

- 4 Full Brass Burner Hob with 2 Triple Ring 3.0kw and 2 Dual Ring 1.5kw
- Stainless Steel Drip Tray
- Auto Electric Ignition
- Size: 60cm



FBB 603

- 3 Full Brass Burner Hob with 2 Triple Ring Burner and 1 Dual Ring Burner
- Stainless Steel Drip Tray
- Auto Electric Ignition
- Size: 60cm



Full Brass Burners Coated in black



Ergonomic Easy Grip Metal Knobs



Beveled Black Tempered Glass



Matt Enameled Pan Support



SERIES KH

Built-in Hobs



KH 100 4BG

- Powerful 4 brass burners
- 2 triple ring burner, 2 dual ring burners
- Stainless steel drip tray
- Auto electric ignition
- Size : 100cm



KH 86 BR 53

- Powerful 5 brass burners
- 1 triple ring burner, 3 dual ring burners & 1 mini triple ring burner
- Stainless steel drip tray
- Auto electric ignition
- Size : 86cm



KH 78 BR 47

- Powerful 4 brass burners
- 1 triple ring burner, 2 dual ring burners & 1 mini triple ring burner
- Stainless steel drip tray
- Auto electric ignition
- Size : 78cm



KH 60 BR 31

- Powerful 4 brass burners
- 2 triple ring burner, 2 dual ring burners
- Stainless steel drip tray
- Auto electric ignition
- Size : 60cm



KHB 60 BR 4

- Powerful 4 brass burners
- 1 triple ring burner, 2 dual ring burners & 1 mini triple ring burner
- Stainless steel drip tray
- Size : 60cm



Powerful Brass Burners



Metal Knob



Diamond cut tapered front tempered glass (8mm thick)



Heavy duty cast iron pan support

SERIES
Crista



CRH 804

- 2 Triple Ring Burner, 2 Dual Ring Burner
- Auto Electric Ignition
- Stainless Steel Drip Tray
- Black Tempered Glass (8mm Thick)
- Size: 80cm



CRH 783

- 2 Triple Ring Burner, 1 Dual Ring Burner
- Auto Ignition
- Stainless Steel Drip Tray
- Size: 78cm



CRH 604

- 1 Triple Ring Burner, 3 Dual Ring Burner
- Auto Electric Ignition
- Stainless Steel Drip Tray
- Size: 60cm



CRH 603


- 1 Triple Ring Burner, 2 Dual Ring Burner
- Auto Electric Ignition
- Stainless Steel Drip Tray
- Size: 60cm



Black Coated
Tornado Style
Burners



Metal
Knobs



Black tempered
Glass
(8mm thick)



Matt Enameled
Pan Support



NE 4B 60 GF

- 4 Gas Burner with 1 Triple Ring Burner
- Black Tempered Glass (8mm Thick)
- Auto Electric Ignition
- Enamelled Matt Finish
- Easy Grip Knobs
- Size 60 cm



NE 4B 60 GF

- 4 Gas Burner with 1 Triple Ring Burner
- Black Tempered Glass (8mm Thick)
- Auto Electric Ignition
- Enamelled Matt Finish
- Easy Grip Knobs
- Size 60 cm



KHNY 77 2TR

- 4 Gas burner with 2 triple ring burner
- 8mm thick bevelled edges glass
- Easy grip knob
- Size : 77 cm



KHNY 90 2TR

- 5 Gas burner with 2 triple ring burner
- 8mm thick bevelled edges glass
- Easy grip knob
- Size : 90 cm





CLOV6 RD

- 60 cm ELECTRIC OVEN with true convection
- Large cavity 60 L
- Red retro finish
- Three layers glass door
- Thermostat 250°C
- Oven light
- Internal cooling fan



CLOV6 CR

- 60 cm ELECTRIC OVEN with true convection
- Large cavity 60 L
- Cream retro finish
- Three layers glass door
- Thermostat 250°C
- Oven light
- Internal cooling fan



CLOV6BLN

- 60 cm ELECTRIC OVEN with true convection
- Large cavity 60 L
- Black retro finish
- Three layers glass door
- Thermostat 250°C
- Oven light
- Internal cooling fan



CLOV6 GR

- 60 cm ELECTRIC OVEN with true convection
- Large cavity 60 L
- Gray retro finish
- Three layers glass door
- Thermostat 250°C
- Oven light
- Internal cooling fan

Multi functions:

Fan + Central heating element	Fan + Full grill	Top element + Rotisserie	Bottom element + Fan	Top element + Bottom element
Top element + Bottom element + Fan	Top element + Bottom element + Rotisserie	Half grill	Defrost	Memory function

Accessories: • One Grill Wire Shelf • One Oven Drip Tray • One Rotisserie Wire Shelf

Cabinet Dimension: •564mm x 580mm x 585mm(WxDxH)



Antique finish-bronze knobs




Retro analog dial



Antique finish-bronze handle

Built-in oven with soft close door & LED illumious knob



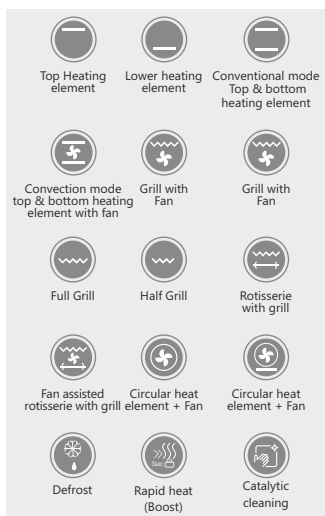
Widest range of Built-in ovens



OV 81 ZNSC

- 60 cm ELECTRIC OVEN with true convection
- Extra Large Cavity 81 L
- Catalytic cleaning
- Touch Control Panel • LED lit knob control
- Half mirror glass on door & control panel
- Triple Layer Glass Door
- Chromed ladder frame
- Black Stainless Steel Handle
- Child Lock • Oven light
- Thermostat 250°C
- Internal cooling fan


Multi function:



CSOV6 BS

- 60 cm ELECTRIC OVEN with true convection
- Extra large cavity 73 L
- Black glass fascia with black steel finish
- Sensor touch control panel
- Three layers glass door
- Black stainless steel handle
- Digital clock with automatic cut off timer
- With memory function
- Child lock • Oven light
- Thermostat 250°C
- Internal cooling fan

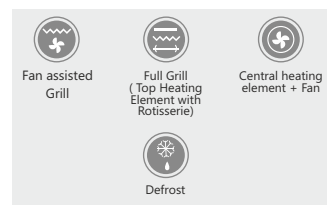
Multi function:



OV70AMSS

- 60cm Electric Oven with True Convection
- Cavity 70 L
- Anti-Finger Stainless Steel Finish
- Black Tempered Glass with Half Mirror Glass Finish
- Three Layer Glass Door
- Blue LED lit Rotary Control Dials
- Long Stainless Steel Handle
- Internal Cooling Fan
- Thermostat 250°C
- Energy Efficiency A class

Multi function:



Accessories : One Grill Wire Shelf • One Oven Drip Tray • One Rotisserie Wire Shelf

• **Cabinet Dimension :** 564mm x 580mm x 585mm (WxDxH)

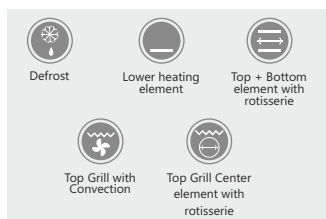
Widest range of Built-in Ovens



KOV MLJ E6

- 60 CM ELECTRIC OVEN
- Extra Large Cavity 70 L
- Black Tempered Glass with Anti Finger SS Finish
- Push and Pull Controls
- 3 Layer Glass Door
- Matt Finish Stainless Steel Handle
- Child Lock
- Oven light
- Thermostat 250°C
- Internal Cooling Fan

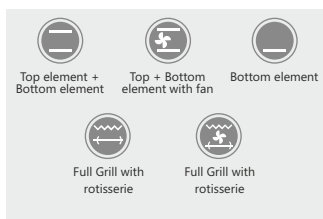
Multi function:



OV 81 GIKF

- 60 cm ELECTRIC OVEN
- Extra-Large Cavity 81 L
- Black Reflective Glass Fascia
- Rotary Electronic Controls
- Large Viewing Window
- 3 Layer Glass Door
- Matt Black Steel Handle
- Oven light
- Thermostat 250°C
- Internal Cooling Fan

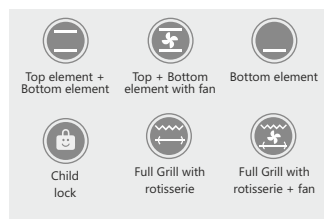
Multi function:



OV 81TC BL

- 60cm Electric Oven
- Extra Large Cavity 81 L
- Black Reflective Glass Fascia
- Large Viewing Window
- 3 Layer Glass Door
- Matt Black Steel Handle
- Memory Function • Full Touch Controls
- Oven light
- Thermostat 250°C
- Internal Cooling Fan

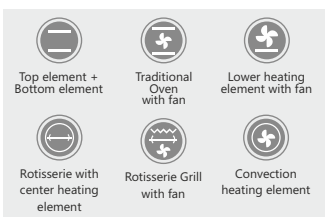
Multi function:



KOV 60 MPZ

- 60 Cm Electric Oven with true convection
- Cavity 60 L
- Stainless Steel Finish
- Rotary Controls Dials
- Long Stainless Steel Handle
- Two Layer Glass Door
- Functions Selector Push and Pull Knob
- Multi Programming Mode
- Touch Control With Digital Display
- Oven light • Thermostat 250°C
- Internal Cooling Fan

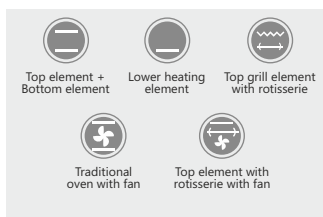
Multi function:



KOV 73 MRFT

- 60 cm ELECTRIC OVEN
- Cavity 73 L
- Full Black Tempered Glass Finish
- Rotary Control Dials
- Long Stainless Steel Handle
- 3 Layer Glass Door
- Thermostat 250°C
- Oven light
- Internal Cooling

Multi function:



OV 80 ML 7

- 60cm ELECTRIC OVEN
- Extra Large Cavity 80 L
- Rotary Control Dials
- Full Black finish
- Triple Layer Tempered Glass Door
- Long Black finish Handle
- Oven light
- Thermostat 250°C
- Internal Cooling Fan

Multi function:



Accessories : One Grill Wire Shelf • One Oven Drip Tray • One Rotisserie Wire Shelf

• **Cabinet Dimension :** 564mm x 580mm x 585mm (WxDxH)

Widest range of Built-in ovens



KOV 70 BA6

- 60 CM ELECTRIC OVEN
- Cavity 70 L
- Full Black Tempered Glass Finish
- Rotary Control Dials
- Long Stainless Steel Handle
- 3 Layer Glass Door
- Thermostat 250°C
- Oven light
- Internal Cooling Fan

Multi function:



Defrost



Top element
with fan



Lower element
with fan



Top element +
Bottom element
with fan

Built-in Dishwarmer



KWDA-14

- 60 cm width 14 cm height warming drawer
- Black glass appearance
- Sensor touch control with timer



CSWD6 BS

- Built-in dish-warming drawer
- 60cm width 14 cm height warming drawer
- Black glass fascia with stainless steel finish
- Sensor touch control with timer
- Telescopic full-depth pull-out with press + release mechanism
- Hot air fan system for heating crockery
- Cool front
- Temperature adjustment from 30~80 degree
- Anti slip mat

Cabinet Dimension : 564mm x 580mm x 135mm (WxDxH)

Accessories : • One Grill Wire Shelf • One Oven Drip Tray • One Rotisserie Wire Shelf

Cabinet Dimension : • 564mm x 580mm x 585mm (WxDxH)





Series
Mazzini

Built-in Ovens



MZ OV6 TN (Built-in oven)

- 60 cm ELECTRIC OVEN with True Convection
- Large cavity 67 L
- Touch control panel
- Two layers glass door
- Black stainless steel handle
- Child lock
- Rapid heat up (boost)
- Thermostat 250°C
- Internal cooling fan
- Oven light

Multi function:



Accessories:

- One Grill Wire Shelf • One Oven Drip tray
- One Rotisserie Wire Shelf

Cabinet Dimension:

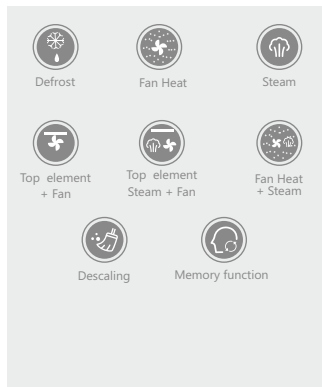
564mm x 580mm x 590mm (WxDxH)



MZ ST6 TN (Built-in steam oven)

- 60 cm ELECTRIC COMBI STEAM OVEN
- Touch control panel
- 2 Layers glass door
- Black stainless steel handle
- Child lock
- Rapid heat
- Cavity 37 L
- Thermostat 250°C

Multi functions:



Accessories:

- One Grill Wire Shelf • One Steam Tray
- Water absorbing

Cabinet Dimension:

564mm x 580mm x 455mm(WxDxH)



MZ WN6 TN (Built-in wine cooler)

- Built-in wine cooler - 24 bottles (approx)
- Drop down door
- Black glass with titanium finish fascia
- Stylish interior with blue light
- Temperature range 4°-20°C
- Two layers glass door
- Child lock
- Black stainless steel handle
- Three slide-out wooden shelves
- Inner glass with UV - protection

Cabinet Dimension:

564mm x 580mm x 455mm(WxDxH)



MZWD6 TN (Built-in Dishwarmer)

- Built-in dish-warming drawer
- 60 cm width 14 cm height
- Titanium finish fascia
- Fan heating
- Temperature adjustment from 30° ~70°

Cabinet Dimension:

564mm x 580mm x 135mm(WxDxH)



Built-in Microwaves



KMW8A-BLK

- Full Black tempered glass with touch controls
- Capacity 25 L
- Push door opening button
- Interior lighting
- Multi programming mode
- Microwave/Grill/Combination/Convection
- Input and output power (MWO):1450 W-900 W
- Input power (Grill): 1100 W
- Convection: 2500 W
- Digital clock
- Thermostat 250°C



KB 7A

- Anti finger stainless steel finish
- Capacity 32 L
- Front door with light mirror glass
- Multi programming mode
- Microwave/Grill/Combination/Convection
- Auto cooking menu (select weight of the cooking food)
- Auto defrost function with time & weight
- Input grill 1100 W
- Convection input – 2500 W
- Thermostat 250°C



KB 4A

- Anti finger stainless finish
- Oven capacity 28 L
- Front door with light mirror glass
- Interior lighting
- Multi programming mode
- Microwave/Grill/Combination/Convection
- Auto cooking menu
- Auto defrost function with time & weight
- Microwave output : 1000 W
- Input grill 1450 W
- Convection input – 2500 W
- Thermostat 250°C



KMW 5PJ BLK

- Full Black tempered glass finish
- Capacity 20 L
- Push door opening button
- Microwave/Grill/Combination
- Input and output power (MWO):1250 W-800 W
- Input power (Grill): 1000 W
- Digital clock with time display
- Thermostat 250°C



KMW HN 6

- Full black tempered glass with touch control
- Capacity 28 L
- Classy single glass door design
- Interior lighting
- Multi programming mode
- Microwave/Grill/Combination
- Input and output power (MWO): 1450 W-900 W
- Input power (Grill): 1000 W
- Thermostat 250°C



Accessories : Rotating glass plate • Wire Shelf

• **Cabinet Dimension :** 560mm x 580mm x 380mm (WxDxH)



Cooking Range



KGM 90

- 90cm Cooking Range with Electric Oven
- Stainless Steel Finish
- 5 Gas with 1 Big Triple Ring Sabaf Burners
- Auto Electric Ignition
- Enamel Pan Support
- Double Glass Oven Door with Mirror Finish
- With Mechanical Timer
- Rotisserie
- Capacity 100 L
- Oven light
- Thermostat 250° C
- Dish Warmer Compartment
- Size : 90cm



KAB 60

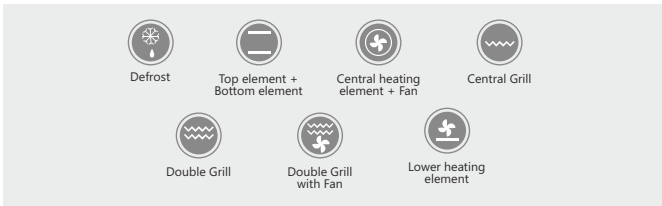
- 60cm Cooking Range with Electric Oven
- Matt Black Finish
- 4 Gas Burners With One Big Triple Ring Burner
- Auto Electric Ignition
- Enamel Pan Support
- Double Glass Oven Door
- With Mechanical Timer
- Rotisserie
- Capacity 60 L
- Oven light
- Thermostat 250° C
- Size 60cm



KAB 60 SS

- 60cm Cooking Range with Electric Oven
- Matt Black Finish
- 4 Gas Burners With One Big Triple Ring Burner
- Auto Electric Ignition
- Enamel Pan Support
- Double Glass Oven Door
- With Mechanical Timer
- Rotisserie
- Capacity 60 L
- Oven light
- Thermostat 250° C
- Size 60cm

Multi functions:



• Cavity Cooling fan • Adjustable Legs

Cabinet Dimension:

90cm : 900mm x 600mm x 900mm (WxDxH)

60cm : 600mm x 600mm x 900mm (WxDxH)

Accessories:

90cm : One Oven Tray and • One Grill Shelf • One Rotisserie

60cm : One Oven Tray and • One Grill Shelf • One Rotisserie



Free Standing Dishwasher & Built-in Dishwasher



DW CENTRA 60

- Free standing dishwasher
- Premium silver finish front
- 12 place settings
- Adjustable automatic rinse agent detergent
- Automatic detergent dispenser
- Salt container with water softener
- Safety interlock door mechanism
- Upper and lower spray arm
- Easy push control with Digital display
- Half load
- Delay function (to set the delay time)
- Warning Indicator

4 washing programs:

- Intensive Wash • ECO mode
- 90 min Wash • Rapid Wash
- Size : 60cm



DW VETRA 60

- Free standing dishwasher
- S S finish door panel
- 12 place settings
- Adjustable automatic rinse agent detergent
- Automatic detergent dispenser
- Salt container with water softener
- Safety interlock door mechanism
- A+ energy efficiency
- Upper and lower spray arm
- Easy push control with digital display
- Half load
- Delay function (To set the delay time)
- Warning indicator

6 washing programs:

- Intensive Wash • ECO mode
- 90 min Wash • Rapid Wash • Glass
- Normal Wash
- Size : 60 cm



DW SPECTRA 60

- Fully integrated built in dishwasher
- 12 place settings
- Adjustable automatic rinse agent detergent
- Automatic detergent dispenser
- Salt container with water softener
- Safety interlock door mechanism
- Memory function
- Upper arm and lower arm
- Easy push control with digital display
- Half load
- Delay function (To set the delay time)
- Warning indicator

7 washing programs:

- Intensive Wash • ECO mode
- 90 min Wash • Rapid Wash • Glass
- Normal Wash • Soak
- Size : 60 cm



KDW BIN 60 INTRA

- Built-in dishwasher
- Stainless steel finish door panel
- 14 place settings
- **11 functions:** 1. On/off 2. Strong wash function 3. Drying 4. Dual zone wash function 5. Display screen 6. Program button 7. Delay button 8. Child lock 9. Delay function 10. Start push button 11. Program indicator
- Digital display
- Lower rack and adjustable upper rack
- Upper and lower spray arm with top spray
- Water softener with salt indicator
- Size : 60 cm



GET NEAT
& CLEAN
DISHES



WC 418 DZ

- Capacity: 171 Bottles (approx)
- Dual zone, upper 5-22°C, lower 5-22°C
- Touch control
- Full mirror glass door
- LED display
- Climate type ST
- Stylish interior LED lighting
- Security lock
- Wooden shelves
- Inner glass with UV-protection
- Trouble shoot alarm
- Memory function
- 418 Ltr/171 bottles(approx)

Product dimension:

595mm x 680mm x 1770mm (wxdxh)



WC 135 DZ Built-in wine cooler

- Capacity: 46 Bottles (approx)
- Dual zone, upper 5-22°C, lower 5-22°C
- Touch control •Full mirror glass door
- LED display •Climate type ST
- Stylish interior LED lighting
- Security lock •Wooden shelves
- Inner glass with UV –protection
- Trouble shoot alarm •Memory function
- 135 Ltr/ 46 bottles (approx)

Product dimension:

595mm x 570mm x 820mm (wxdxh)



WC 76 DZ

- Wine Cooler - 29 Bottles (approx)
- Dual zone, upper 5-22°C, lower 5-22°C
- Touch control •Full mirror glass door
- LED display •Climate type ST
- Stylish interior LED lighting
- Security lock •Wooden shelves
- Inner glass with UV–protection
- Trouble shoot alarm
- Memory function
- 76 Ltr /29 bottles

Product dimension:

480mm x 430mm x 870mm (wxdxh)



WC 92 (BI) Built-in wine cooler

- Capacity: - 36 Bottles (approx)
- Single zone, 5-20°C •Touch control
- Full mirror glass door •LED display
- Climate type ST
- Stylish interior LED lighting
- Wooden shelves
- Inner glass with UV – protection
- Trouble shoot alarm •Memory function
- 92 Ltr /36 bottles

Product dimension:

590mm x 563mm x 595mm (wxdxh)



WC 42

- Capacity – 16 Bottles (aprox)
- Touch Control with LED Display
- Black Glass Door
- Climate Type ST
- Temperature Display Interchange °C & °F
- Stylish Interior LED Lighting
- Automatic Control Panel Locking Function
- Wire Base Shelves
- Inner Glass with UV-Protection
- Trouble Shoot Alarm
- Temperature Control: 5 to 18°C or 41 to 64 °F
- Memory Function
- Child Lock
- 220-240V/50Hz

Product Dimension

• 430x450x560mm (WxDxH)



WC 42 BW

- Capacity – 16 Bottles (aprox)
- Touch Control with LED Display
- Black Glass Door
- Climate Type ST
- Temperature Display Interchange °C & °F
- Stylish Interior LED Lighting
- Automatic Control Panel Locking Function
- Beach Wooden Shelves
- Inner Glass with UV-Protection
- Trouble Shoot Alarm
- Temperature Control: 5 to 18°C or 41 to 64 °F
- Memory Function
- Child Lock
- 220-240V/50Hz

Product Dimension

• 430x450x560mm (WxDxH)



KWC - 62 (Free standing)

- Capacity: 16 Bottle (approx)
- Temperature control with light
- Large wooden shelves
- Glass door with stainless steel frame
- Stainless steel handle
- Inner glass with UV–protection
- Leveling legs
- Cooling fan
- Climate type ST

Product dimension:

430mm x 472mm x 617mm (wxdxh)

Built-in Refrigerators



KRF 237 BI

- Built-in double door combi fridge
- Soft closing door
- Fridge capacity – 237 L
- Rotary knob control
- Reversible doors
- Energy consumption 222 kwh/year
- Noise level 42 dBA
- Silver protection
- Climate class – SN-T
- Tropicalised
- Transparent door racks
- Adjustable glass shelf
- 1 half depth salad drawer
- Energy rating A+

Dimensions:

Product dimensions: 535wx540dx1805h (mm)

Cabinet dimensions: 600wx580dx1850h (mm)



KRF 250 FFBI

- Built-in double door combi fridge
- Frost free
- Soft closing door
- Fridge capacity – 237 litre
- Electronic touch control
- Reversible doors
- Energy consumption 222 kwh/year
- Noise level 42 Dba
- Silver protection
- Climate class – SN-T
- Tropicalized
- Transparent door racks
- Adjustable Glass shelf.
- 1 half depth salad drawer
- Energy rating A+





Cooktops

A-LINE



CTAI 69 4B

- Slim line design
- Black toughened glass
- Decorative SS moulded strip on all sides for edge protection
- Ergonomic metallic knobs
- Stainless steel drip tray
- High safety valves
- High efficiency brass burners
- 4 burners- 1 Small, 2 Big, 1 Jumbo
- Auto Ignition
- Heavy duty pan supports
- Easy maintenance
- Size: 69 cm



CTAI63 4B

- Slim line design
- Black toughened glass
- Decorative SS moulded strip on all sides for edge protection
- Ergonomic metallic knobs
- Stainless steel drip tray
- High safety valves
- High efficiency brass burners
- 4 burners- 1 Small, 2 Big, 1 Jumbo
- Auto Ignition
- Heavy duty pan supports
- Easy maintenance
- Size: 63 cm



CTAI77 3B

- Slim line design
- Black toughened glass
- Decorative SS moulded strip on all sides for edge protection
- Ergonomic metallic knobs
- Stainless steel drip tray
- High safety valves
- High efficiency brass burners
- 3 burners- 1 Small, 1 Big, 1 Jumbo
- Auto Ignition
- Heavy duty pan supports
- Easy maintenance
- Size: 77 cm

B-LINE



CTB694B

CTB694BAI (Auto Ignition)

- Black toughened glass (8 mm)
- Heavy duty pan support (4 mm)
- Four burner – 1 Small, 2 big and 1 jumbo
- Metal knobs
- Size: 69 cm



CTB713B

CTB713BAI (Auto Ignition)

- Black Toughened Glass (8mm)
- Three Burner 1 Small, 1 Big and 1 Jumbo
- Heavy Duty Pan Support (4mm)
- Metal Knobs
- Size: 70 cm



CTB584B

CTB584BAI (Auto Ignition)

- Black Toughened glass (8mm)
- Four Burner 1 Small, 2 Big and 1 Jumbo
- Heavy Duty Pan Support (4mm)
- Metal knobs
- Size: 60 cm